


Dedicated to Technology



28th Annual Report 2010 – 11
Kabra Extrusiontechnik Ltd.


Dear Stakeholders,

NEW LOGO OF 'KABRA EXTRUSIONTECHNIK LTD.'

After more than four decades of experience in the Plastic Industry, Kabra has positioned itself as a trusted partner of extrusion machinery and equipments for various industries in India and abroad alike. A strong foundation of ethics and infallible quality has rewarded us with success.

Kabra has had a tradition of customer support since its inception. Over a period of time we have embraced cutting-edge technology by partnering with Battenfeld Cincinnati and American Maplan Corporation. Our 'dedication to technology' has helped us serve the industry with the best quality extrusion machines and our 'devotion to service' has won us trust amongst our customers across the continents.

We proudly announce the launch of our new logo, communicating to the world that these values are deeply imbibed in the roots of the company.



"Dedicated to Technology, Devoted to Service".

Thanking You.
Yours sincerely,

Anand Kabra
Technical Director,
Kabra Extrusiontechnik Ltd.

BOARD OF DIRECTORS



Shri Shreevallabh G. Kabra
(Chairman & Managing Director)



Shri Satyanarayan G. Kabra
(Vice- Chairman & Managing Director)



Shri Mahavir Prasad Taparia
(Independent Director)



Shri Anand S. Kabra
(Technical Director)



Shri Nihalchand Chauhan
(Independent Director)



Shri Haridas S. Sanwal
(Independent Director)



Shri Yagnesh Desai
(Independent Director)

CONTENTS	PAGE
Chairman's Speech	2
On the Growth Track	4
Capex	7
Positioned for Growth	8
Our Financials	9
Directors' Report	12
Management Discussion & Analysis	15
Report on Corporate Governance	17
Auditors' Report	24
Balance Sheet	26
Profit & Loss Account	27
Cash Flow Statement	28
Schedules	29
Balance Sheet Abstract	41
Notice	42
E-Communication for Green Initiative	45

BANKERS
Axis Bank Ltd.
State Bank of India
AUDITORS
Kirtane & Pandit
Chartered Accountants
CHIEF FINANCE OFFICER
Jayant Sarpotdar
COMPANY SECRETARY
Y. D. Sanghavi
28 th ANNUAL GENERAL MEETING
Date : 30 th August, 2011
Time : 2:00 p.m.
Venue: Hotel Karl Residency, Andheri (West), Mumbai-58

CHAIRMAN'S SPEECH



Dear Fellow Stakeholders

As I collate my thoughts to pen this note for the financial year, I recount the efforts we have made to position the company for sustainable growth in the years to come. From 2004-05 to 2010-11, our economy has enjoyed an unprecedented 8.5 per cent growth, despite the fact that this was a period of the global financial crisis. The crisis saw the growth dip to 6.8 percent in 2008-09 but the economy rebounded with a robust growth of 8.6 per cent in 2010-11. This comprised 5.4 per cent growth in the agricultural segment, 8.1 per cent in the industries segment and 9.6 per cent in the services segment.

Securing a Strong Positioning

In line with the economic pullback, the plastic industry continues to witness strong growth against the backdrop of an uptick in key end user industries such as Agriculture & Irrigation, Water Sanitation, Packaging Infrastructure. I am pleased to inform you that we have continued to build on the momentum of the previous year and we are implementing our growth strategy. Our Sales for the year stood at Rs 21937.1 lakhs, an increase of 12.6%. This could have been more as per our expectations but for execution delays in the third quarter of the financial year, arising out of delays in in-house manufacturing of critical components. On account of marginal increase of about 1-2% in the input costs, profits from operations were subdued. However in the last quarter of the financial year, we have been well on our way in terms of completion of the order backlog. The net profits were up by 20% to stand at Rs. 2581.6 lakhs. This was primarily on account of increase in other income and reduction in interest cost

Fortifying our Industry Positioning

This year we initiated various strategies which we believe will propel the company (KET) into a different league. **KET acquired 15% stake in US based Gloucester Engineering Company Inc (GEC) which will help KET to get technology and expertise in the high-end Blown Film Plants which find application in packaging of milk, spices, meat, snacks, ready to eat food pouches, oil, etc and also for lamination, shrink and stretch wraps.** The synergies are manifold and primarily, in terms of GEC's innovative portfolio and technology along with KET's indigenous know-how. GEC's machine lines enable our customers to optimize bag making, foam and sheet extrusion and extrusion coating. Given KET's strong brand presence in the Indian subcontinent, Middle East and Africa, the company will now be able to offer these solutions to its existing customers in these countries also and strengthen its brand. KET also benefits from GEC's presence in the North & South American Markets and European regions as it will be able to bring these geographies under its fold. GEC will also benefit by becoming globally competitive on account of outsourcing of some of its components from KET.

We have successfully bagged an order of a 5 layer Blown Film Line from a Kerala based company to produce barrier films, specifically, for edible oils in Kabra Gloucester. We feel that this is just the tip of the iceberg and this segment offers tremendous potential. The Government has mandated that Edible Oil be sold in packaged form only. While it is estimated that half of demand of edible oil which presently stands at 156 lakh MT, is sold loose.

This underlines the enormous potential in the segment. Barrier films will thus be in great demand as they will meet the packaging standards which improve shelf life and hygiene of the product.. With the user industry witnessing tremendous demand for specialty packaging, KET is set to benefit from this trend in terms of its films segment.

The Tubing segment is set to benefit from our association with Drip Research Technology Services (DRTS) under which we have set up a research laboratory focussed on drip irrigation. The company's pioneering products in the pipe segment for irrigation primarily is expected to be a major growth driver for it in the future.

Our association and collaboration with Battenfeld Cincinnati has yielded excellent results over the years. Out of total PVC consumption estimated at 1.87 MMTPA, nearly 71 % is being consumed to produce pipes and fittings. The Government's plan proposals to allocate huge funds to infrastructure and increased requirement of new homes for the growing population are the growth drivers for the segment. Besides manufacturing the machinery for pipes, KET also manufactures extruders for pipe coating. In the pipe segment, KET manufactures cPVC pipe plants in association with American Maplan. American Maplan are pioneers in the field of cPVC. These pipes find their application in chemical industry and in supply of hot and cold water applications. These pipes can resist very high temperature levels as compared to normal pipes.

As the company continues to be a formidable industry player in the machinery segment for manufacturing of plastic pipes, profiles, compounds and films, the focus on developing and applying our deep knowledge of end-markets has given us an edge over the competition. **Thus, on the domestic front, we expect the momentum to continue in terms of demand with rise in polymer consumption. At present, KET exports its machines to more than 60 countries. Our ongoing efforts to tap new geographies have seen a rewarding breakthrough.** We have received an initial order from a company in Turkey for supply of more than 10 blown film plants at a time. As a country, it is highly modern and is exposed to the best technology in the world. KET has bagged this award after a thorough due diligence conducted by the customer including a factory visit. With this, we have established a footprint and hope to see similar positive results across other export markets too.

Innovating to Grow

Overall, we believe that with our strategic efforts on cost savings and new business development combined with the expected contribution of new accounts and projects during the year, we will see increasingly positive results for our company in the coming fiscal year. **We are focused on maintaining the momentum of our growth portfolio and will continue to invest in and monetize our innovation pipeline.** As we fix our eyes on a new frontier, we are building upon a rich legacy of innovation that is woven into the fabric of our company, even as we continue to believe deeply in the power of innovation to create, to build and to improve.

A Vote of Thanks

In the light of our strong performance, we have announced a dividend of 35% (Rs 1.75 per share). We are proud to say that, we have maintained our dividend payout rate on increased capital after issue of bonus shares in the ratio of 1 : 1. This reflects the confidence in our ability to continue to profitably grow our revenues, increase cash flow from our businesses and deliver higher returns for shareholders on a sustainable basis. With the promise of striving hard to grow our business and financial numbers, I take this opportunity to thank board members for their support and guidance, KET employees, collaborators, associates, bankers and most importantly, you, our valuable shareholders for supporting our work and investing for a better future.

S.V. Kabra
Chairman & Managing Director

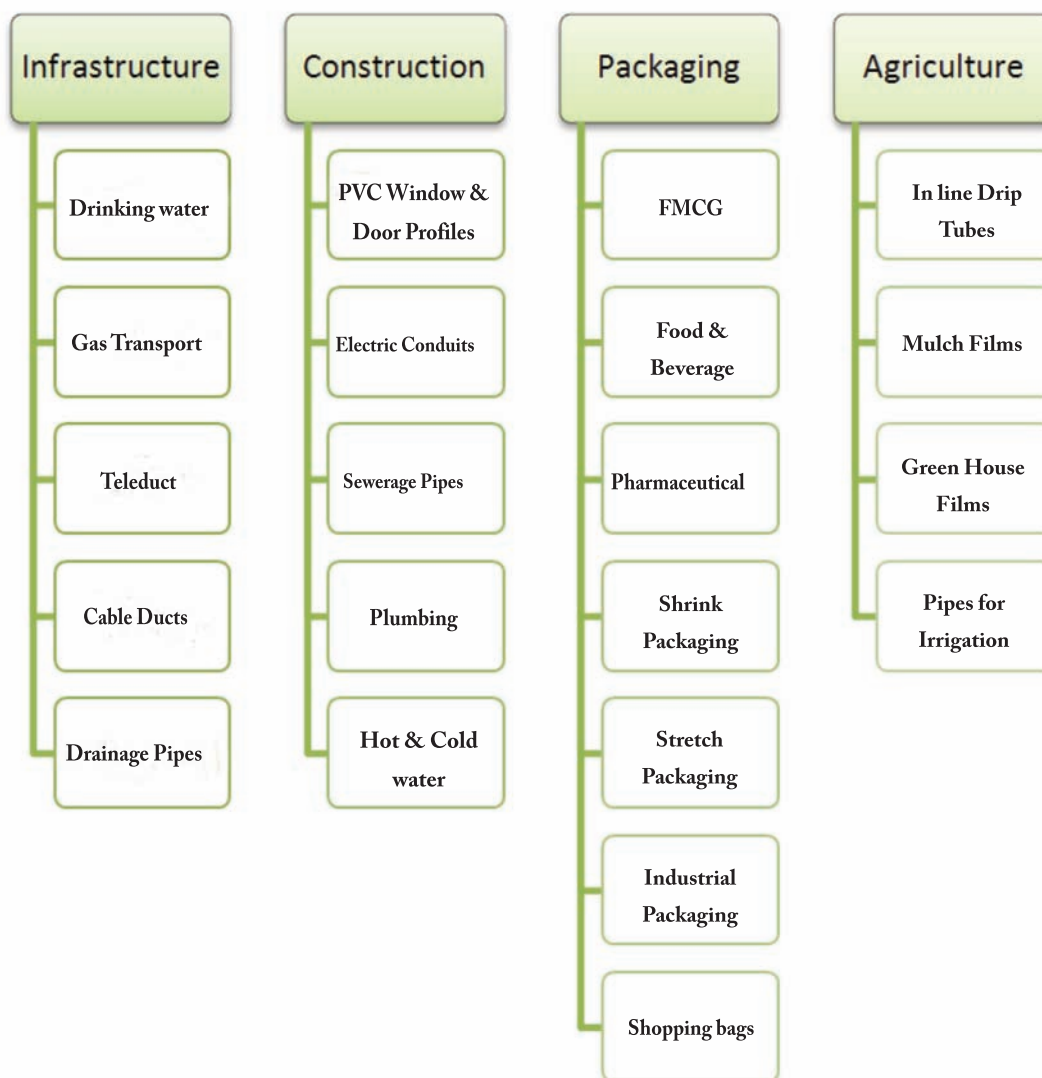
ON THE GROWTH TRACK

A Strategic Review and Roadmap

Part of the USD 120 million Kolsite Group, Kabra Extrusiontechnik (KET) is India's largest manufacturer and exporter of plastic extrusion equipments. A leading player engaged in the production of pipe, profile and blown film machinery, the company commands an overall market share of 50% of organized and 35% of unorganized market based on number of plants.

KET has a strong track record of over 4 decades in supplying over 8000 installations in 68 countries worldwide.

Sector wise applications of extrusion solutions offered by KET



PIPES

KET manufactures machinery to produce a wide variety of plastic pipes for application across industries. The company continued with its thrust on this business with major emphasis on irrigation in general and drip irrigation in particular, given its tremendous scope in the country.

As per the study done by the company, and 11th Plan estimates, an additional area of 10,58,000 hectares will have to be brought under drip irrigation, taking the total land covered under drip irrigation to 28,50,000 hectares. Thus the market demand for Drip Irrigation piping system will increase by leaps and bounds.

Key Highlights during the year :

The company's prospects here have been further boosted by its association with the US based Drip Research Technology Services (DRTS) which provides drip irrigation machinery and technology to independent drip irrigation manufacturers across the globe.

On account of this association, KET has set up a state of the art, Research and Development Laboratory focused on micro irrigation tubings. Through this association, KET aims to tap the vast opportunity highlighted in the need for irrigation in the country.

The company demonstrated a Twin Downstream Line manufactured as per the design and specification of our JV partner American Maplan Corporation, USA – the pioneers in cPVC technology. The line was demonstrated at KET factory to industry stalwarts who appreciated the technological advancement.

The company has also seen great traction in Twin Strand Pipeline sales which finds immense utility in applications like Conduits, Plumbing, Agri-Pipes, Casings etc.

KET also supplied extrusion lines for the manufacture of Large Diameter Double Wall Corrugated HDPE Pipes deployed in infrastructure segment. Studies by KET's clients have revealed that these pipes which are 95% lighter than concrete pipes, and 100% recyclable, reduce transportation cost by 40% and have a life which is 3 times longer than the conventional concrete pipes. Fewer joints ensure better leak protection while they emit 3 times lesser Co2 than concrete pipes.

Given the buoyant outlook for PVC, HDPE, LDPE, LLDPE consumption and robust economic growth, the demand for pipes from various segments is expected to grow.



KABRA DRTS R & D CENTRE

FILMS

India is the 4th largest economy in terms of purchasing power and this has increased the requirement of aesthetic and aseptic packaging. The demand for packaging films has risen sharply as India offers one of the huge consumer markets leading to the growth of retail segment.

Against this backdrop on the organic front, the company continues to see good traction in the films segment. Going ahead, it sees tremendous potential from the Shrink Film Extrusion Lines and the company has been able to offer machines which result in 25% reduction in raw material consumption for the clients leading to tremendous cost savings.

One of the landmark developments during the year was the acquisition of 15% stake in US-based Gloucester Engineering Company for around Rs.20 crores.

GEC was founded in 1961 and is headquartered in Gloucester, Massachusetts. GEC was formerly known as Battenfeld Gloucester Engineering Co, Inc. and it changed its name to Gloucester Engineering Co. Inc. in 2007.

GEC is a globally recognized quality driven company in manufacture of production equipment and systems for the blown film, cast film, sheet & foam film. GEC machines are installed all around the world.

GEC's product portfolio encompasses material handling systems, extruders, dies, air ring systems, internal bubble cooling systems, cages and collapsers, oscillators and nips, winders, bag making machine systems, process control systems and cast film systems. It also provides cast film lines with winder, extrusion coating, dies and mandrel, pull roll, roll stack, and sheet line systems.

GEC provides the added advantage to its customers in the form of process improvements to enable its clients manufacture world class specialty films.

The deal will allow GEC to explore the South East Asian markets further, while KET will gain exposure to customers in North America, Europe and other Western markets. KET will be able to offer technology for high quality blown films owing to GEC's technological expertise at globally competitive prices due to KET's indigenous manufacturing expertise at Daman.

Recently an order was received for high output high-tech 5-Layer Blown Film Line from a company based in Kerala to produce barrier film for edible oil packaging, a sector which is expected to grow exponentially.



Multi Layer Blown Film Plant

CAPEX TO STRENGTHEN OUR LEADERSHIP POSITION

In terms of overall demand from construction and infrastructure segments, to accommodate all additional resin processing, the product manufacturing industry in India will need to invest USD 10 billion in plant and equipments only (excluding buildings) by 2016—industry sources. This works out to processors investing USD 3–4 million per day for the next six years.

Key focus areas are machines for all kinds of pipes used in the agricultural segment including water management and drip irrigation as well as in the infrastructure, housing, gas and telecommunications segments. Extrusion lines for blown films are also a high priority area.

KET's capex programme has progressed as scheduled. From October 2010, 85,000 square feet building has been taken on lease, which has been tailor made to the company's specification. New facilities will enable KET to reduce the time lag in execution of customer orders and speed up the dispatches. This is expected to reduce the working capital requirement for KET. Till 31st March 2011, KET has added Rs 9.73 Cr of the assets to its gross block and committed Rs 10.56 Cr as capital work in progress pending capitalization in 2011-12. The procurement of machines amounting to Rs 2.18 Cr has been finalized. Orders for machineries, utilities, equipments amounting to Rs 25.70 Cr are under finalization.

The funding requirement has been met through internal accruals. However, the company may explore debt facilities from banks, if required at a later stage, given its strong financials. The entire capital expenditure programme has been charted over a period of 2 to 3 years as planned.



Panoramic view of Plant at Coastal Highway, Dunetha, Daman

POSITIONED FOR GROWTH THROUGH BRAND AWARENESS

KET is an active participant in various trade fairs and exhibitions to showcase its products and build brand awareness.

Plastex Cairo

Plastex 2010 exhibition organized at Cairo Fair grounds between 13 to 16th May 2010 attracted a large number of visitors belonging to plastic industry in Egypt and adjoining countries. KET's stall in India pavilion was visited by large number of inquisitive processors from pipe and film segments.

Interplas Brazil

A regional fair held in Joinville Brazil, was visited by many of plastic processors. KET participated jointly with its agent Ferrostal AG. The processors have found Indian machinery a good value proposition on account of its price and quality. This was supported by the enquiries, the company received from the show.

Vietnam Plas, Vietnam

Held in 2010, the event enabled the company to interact with prospective clients from South East Asia.

Plastex Uzbekistan, Tashkent

As part of its strategy to enter in the CAS markets, the company participated in this trade fair in November 2010. The benefits of these initiatives are expected to come over a period of time.

Plast Eurasia, Turkey

In December 2010, the company participated in this fair. The response has been extremely favourable.

Arab Plast, Dubai

The company chose to be a part of this event in line with its strategy to penetrate the Middle East markets. Moreover, the fair saw participation from players across the globe which has enhanced its visibility amongst prospective customers.

Plastivision 2011

The company chose to follow the "GREEN THEME" on one of the biggest trade exhibition in the country, in line with the global trend of manufacturing eco-friendly products. KET displayed series of machinery and hosted a running demo of 3 layer blown film line. The response was extremely favourable and the company has received several enquiries.

OUR FINANCIALS

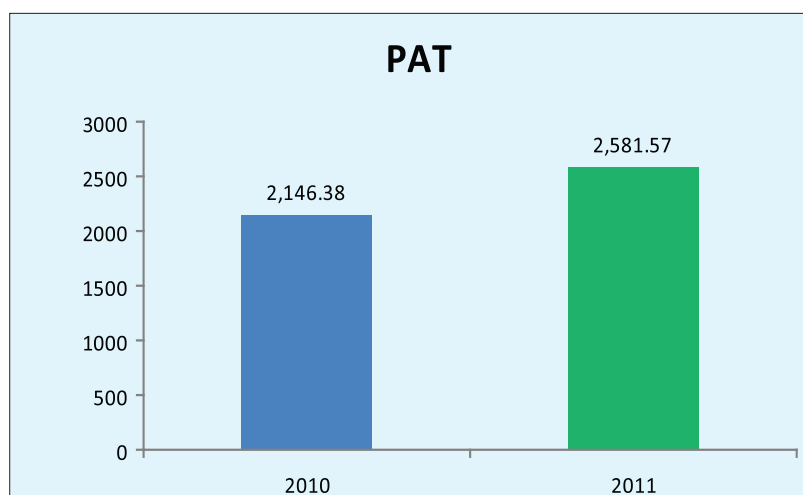
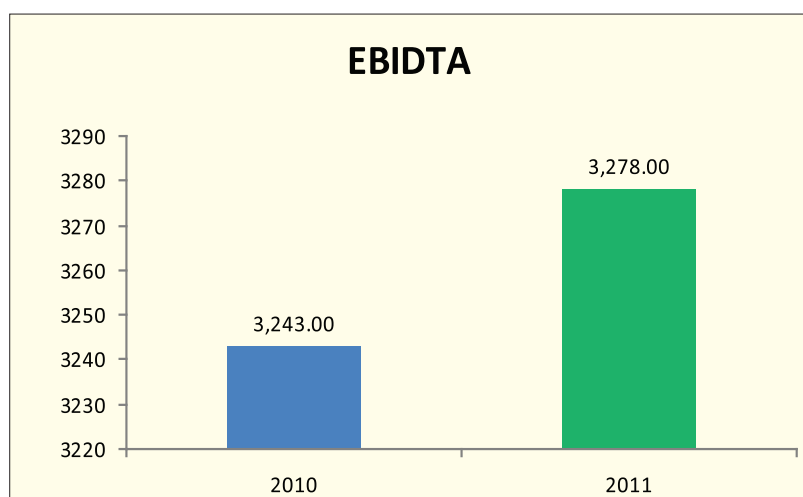
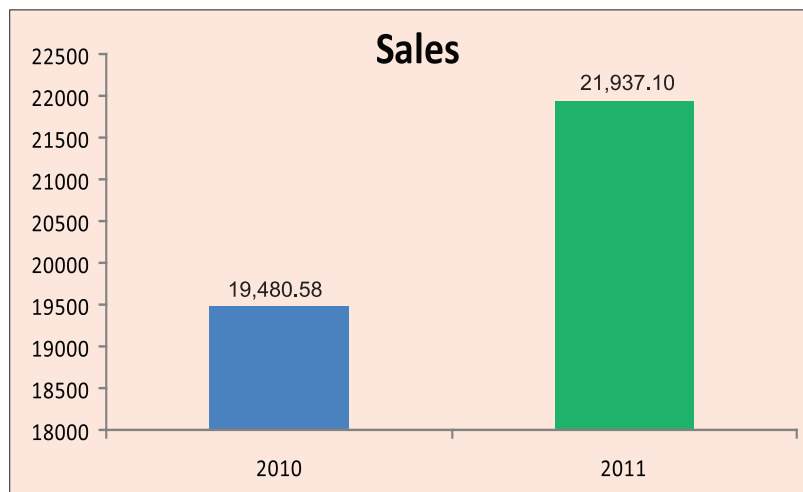
PROFIT AND LOSS ACCOUNT (Rupees in lacs)

Particulars	Financial Year Ended	
	31-03-2011	31-03-2010
Net Sales / Income from Operation	21,937.10	19,480.58
Other Operating Income	90.31	54.90
Total Expenditure	19,047.09	16,576.27
Profit from Operations before Other Income, Interest & Exceptional Items	2,980.32	2,959.21
Other Income	582.78	195.00
Profit before Interest & Exceptional Items	3,563.10	3,154.21
Interest	45.46	71.41
Profit from Ordinary Activities before tax	3,517.64	3,082.80
Tax Expense including Deferred Tax	936.07	936.42
Net Profit After Tax	2,581.57	2,146.38

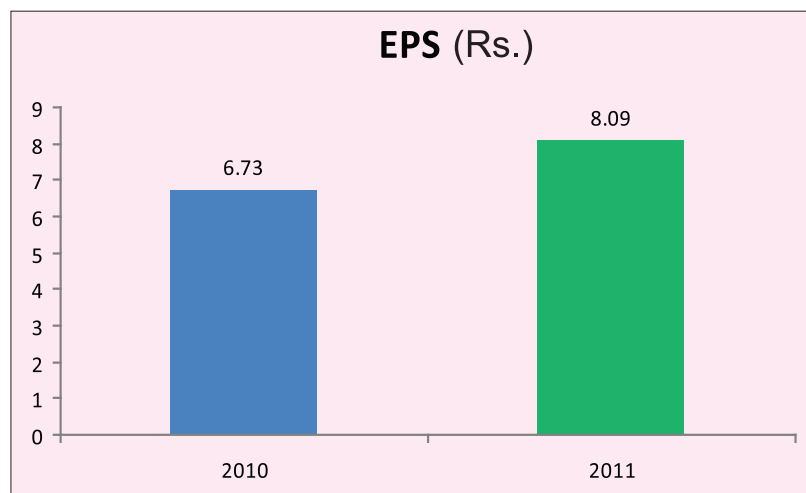
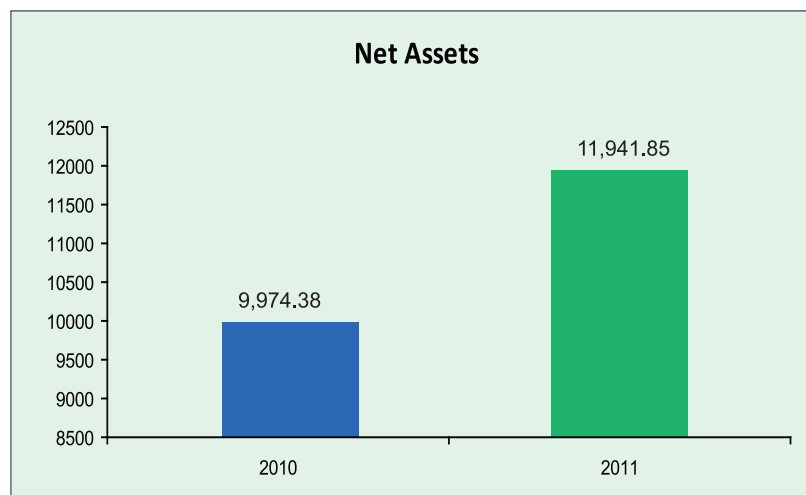
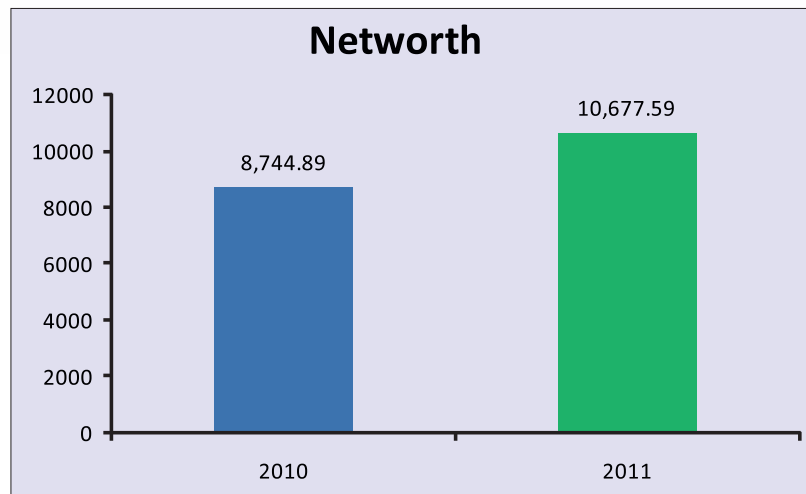
BALANCE SHEET (Rupees in lacs)

Particulars	Financial Year Ended	
	31-03-2011	31-03-2010
SHAREHOLDERS' FUNDS:		
Capital	1,595.12	797.56
Reserves and Surplus	9,082.48	7,947.33
LOAN FUNDS:		
Secured Loan	757.77	807.83
Deferred Tax Liabilities	506.48	421.66
	11,941.85	9,974.38
FIXED ASSETS	5,533.88	4,778.41
INVESTMENTS	4,158.69	4,554.80
CURRENT ASSETS, LOANS AND ADVANCES:	8,909.49	5,769.40
Less : Current Liabilities and Provisions		
(a) Liabilities	5,077.00	3,588.88
(b) Provisions	1,583.21	1,539.35
	6,660.21	5,128.23
Net Current Assets	2,249.28	641.17
	11,941.85	9,974.38

Rs. in Lacs



Rs. in Lacs



DIRECTORS' REPORT

To,
The Members of,
Kabra Extrusiontechnik Limited,
Mumbai.

Your Directors are pleased to present the **TWENTY-EIGHTH ANNUAL REPORT** and the **AUDITED STATEMENT OF ACCOUNTS** for the year ended 31st March, 2011.

1. FINANCIAL RESULTS:

PARTICULARS

	(Rs. in Lacs)	
	2010-2011 (Current Year)	2009-2010 (Previous Year)
Sales Turnover and Other Income	22610.20	19730.48
Gross Profit before Interest & Depreciation	3951.32	3493.15
Less: Interest	45.46	71.41
Depreciation	388.22	338.95
Profit Before Tax (PBT)	3517.64	3082.79
Less : Provision for Taxation	851.26	900.00
Provision for Deferred Tax Liabilities	84.81	36.42
Profit After Tax (PAT)	2581.57	2146.37
Balance b/f from previous year	3543.94	3450.74
Amount available for appropriation	6125.51	5597.11
APPROPRIATIONS:		
Transferred to General Reserves	1400.00	1400.00
Provision for Proposed Dividend	558.29	558.29
Provision for Tax on Proposed Dividend	90.57	94.88
Surplus balance carried to Balance Sheet	4076.65	3543.94
	6125.51	5597.11

2. DIVIDEND :

Your Directors are pleased to recommend a dividend of **Rs. 1.75** per share of Rs. 5/- each for the year ended 31st March, 2011 on the enhanced capital (i.e. Post Bonus) [Rs. 3.50 per share of Rs. 5/- each for the previous year] subject to the members' approval.

3. OPERATION AND OUTLOOK :

The Company has achieved the Operational and Other Income for the year under review at **Rs. 22610.20 lacs** as against the previous years' Operational and Other income of Rs. 19730.48 lacs an increase of 14.60%. The profit before tax amounts to **Rs. 3517.64 lacs** against the previous years' profit of Rs. 3082.79 lacs an increase of 14.10%. Net Profit of the Company after tax, deferred tax amounts to **Rs. 2581.57 lacs** as against Rs. 2146.37 lacs of the previous year an increase of 20.28%.

New unit at Dunetha (Nani Daman) is operational and will facilitate manufacturing of high-output blown film plants and existing product lines.

4. EXPORTS :

Exports during the year is **Rs. 67.98 crores**, as against previous years' export of Rs. 78.44 crores and is about 31% of total sales turnover.

5. DIRECTORS:

In accordance with the Articles of Association of the Company and in view of provisions of Section 255 of the Companies Act, 1956, Shri Nihalchand Chunilal Chauhan and Shri Haridas Sagatmal Sanwal, Directors of the Company are retiring by rotation at the ensuing Annual General Meeting and being eligible, seek their re-appointment.

It is proposed to vary terms of remuneration of Shri S. N. Kabra, Vice Chairman & Managing Director and Shri Anant S. Kabra, Technical Director for remaining tenure of their appointment w.e.f. July, 2011 to June, 2013 and August, 2011 to July, 2013 respectively.

6. DIRECTORS' RESPONSIBILITY STATEMENT :

Pursuant to Section 217(2AA) of the Companies Act, 1956, your Directors hereby confirm that :

- (i) in the preparation of annual accounts for the year ended 31st March, 2011, the applicable accounting standards have been followed along with proper explanation relating to material departures, if any;

- (ii) they have selected such appropriate accounting policies and applied them consistently, and made judgements and estimates that were reasonable and prudent so as to give the true and fair view of the state of affairs of the Company as at 31st March, 2011, and of the profits of the Company for the said financial year;
- (iii) they have taken proper and sufficient care for the maintenance of adequate accounting records in accordance with the provisions of the Companies Act, 1956, for safeguarding the assets of the Company and for preventing and detecting fraud and other irregularities;
- (iv) they have prepared the said accounts on a "going concern basis".

7. CHANGE IN AUTHORISED & PAID-UP CAPITAL :

- (i) Equity Shares of Rs. 10/- each was sub-divided into 2 (two) shares of Rs. 5/- each w.e.f. 19th May, 2010. New ISIN : INE900B01029 was allotted by the Depositories for fully paid equity shares of Rs. 5/- each;
- (ii) Authorised Capital of the Company was increased from Rs. 10,00,00,000/- (Rupees Ten Crores) divided into 20000000 (Two Crores) Equity Shares of Rs. 5/- each to Rs. 20,00,00,000/- (Rupees Twenty Crores) divided into 40000000 (Four Crores) Equity Shares of Rs. 5/- each to facilitate issue of Bonus Shares;
- (iii) The Company issued and allotted Bonus Shares on 9th September, 2010 in the ratio of 1:1 i.e. 1 (one) fully paid-up equity share of Rs. 5/- each for every fully paid-up share held by the Members as on record date fixed for the said purpose. Paid-up capital of the Company stands increased to Rs. 15,95,11,600/- (Rupees Fifteen Crores Ninety Five Lakhs Eleven Thousand Six Hundred Only) divided into 3,19,02,320 Equity Shares of Rs. 5/- each upon split and bonus as above.

8. INVESTMENT IN FOREIGN COMPANY :

The Company has acquired 15% stake in equity and debt of M/s. Gloucester Engineering Company Inc. (GEC), a US based company and accordingly invested about Rs. 9.27 cr. towards equity and Rs. 7.22 cr. towards debt.

With this minority investment, the Company would be able to reach out to the customers in the South & North America as well European Markets and shall benefit by its updated manufacturing technology for high-output high-end blown film lines.

9. AUDITORS :

Messrs. Kirtane & Pandit, Chartered Accountants, Auditors of the Company will retire from the office of the Auditors at the conclusion of the ensuing Annual General Meeting and being eligible offer themselves for re-appointment. They have furnished a certificate of their eligibility for re-appointment u/s.224 (1-B) of the Companies Act, 1956 and they are not disqualified under amended section 226(3)(e) of the said Act.

10. LISTING FEES :

The Company confirms that the Annual Listing Fees due to Bombay Stock Exchange Ltd., Mumbai and National Stock Exchange of India Ltd., Mumbai for the financial year 2011-12 have been paid.

11. CORPORATE GOVERNANCE :

A separate section on Corporate Governance is included in this Annual Report as required under Listing Agreement.

12. EMPLOYEES RELATIONS :

Employees relations continued to be cordial throughout the year. The Directors appreciate the efforts put in by the employees at all the levels. As required by the provisions of Section 217(2A) of the Companies Act, 1956, read with the Companies (Particulars of Employees) Rules, 1975 as amended, none of the employee draws salary in excess of Rs. 5,00,000/- per month, hence no disclosure required to be made.

13. CONSERVATION OF ENERGY AND TECHNOLOGY ABSORPTION :

A Statement giving details of conservation of energy, technology absorption and foreign exchange earnings and outgo in accordance with the Companies (Disclosure of Particulars in the Report of Board of Directors) Rules, 1988 forms part of this report as **ANNEXURE A**.

14. ACKNOWLEDGEMENT :

Your Directors would like to express their appreciation for the assistance and co-operation received from the Shareholders, Bankers, Government Authorities, Stock Exchanges, Customers, Suppliers and Business Associates at all levels during the year under review. Your Directors also wish to place on record their appreciation for the committed services of the executives, staff and workers of the Company.

For and on behalf of the Board

Place : Mumbai
Date : 30th May, 2011

S. V. Kabra
Chairman & Managing Director

ANNEXURES TO DIRECTORS' REPORT

ANNEXURE 'A'

DISCLOSURE OF PARTICULARS WITH RESPECT TO CONSERVATION OF ENERGY, TECHNOLOGY ABSORPTION AND FOREIGN EXCHANGE EARNINGS AND OUTGO AS REQUIRED UNDER SECTION 217(1)(e) OF THE COMPANIES ACT, 1956, READ WITH THE COMPANIES (DISCLOSURE OF PARTICULARS IN THE REPORT OF BOARD OF DIRECTORS) RULES, 1988.

A. Conservation of Energy:

- (a) Energy Conservation Measures taken: Continuous efforts are being made by the production team for conservation of energy. Heating time for trials, testing etc. is strictly monitored and certain savings are expected, but total impact of this cannot be measured.
- (b) Additional Investments and proposals, if any, being implemented for reduction of consumption of energy: None.
- (c) Impact of measures at (a) & (b) above, for reduction of energy consumption and consequent impact on the cost of production of goods: With the implementation of measures indicated in (a) above, it is expected that there would be a corresponding favourable impact on the energy cost per unit of production.

B. Technology Absorption:

1. Specific areas in which R & D carried out by the Company :

Following extrusion lines have been developed :

- 120 mm HDPE Extruder for Corrugated Pipe Application
- 90 mm HDPE Extruder for Corrugated Pipe Application
- 3 LPE Pipe Coating Plant
- 60 mm Inline Round Drip Line
- AMC DSK 62 CPVC Pipe Plant

2. **Benefits derived as a result of the above R & D :** Product range of the Company has been widened and the customers benefited by unique advantages of highest out-put, per unit power consumption, lowest investment with regards to output, space saving by compact design, control by automation / electronic device and ease of operation.

3. **Future plan of action :** Your Company is making continuous effort to develop wide range of extrusion lines.

4. **Expenditure on R & D :** During the year, the Company spent recurring amount of expenditure on R & D which have been included in the respective expense head. No separate account head for expenditure on R & D has been maintained.

5. Technology imported during the last 5 years :

Technology Imported	Imported From	Year of Import	Status
Manufacture of Pipe Extrusion, Profile Extruders, Film & Sheet Extrusion and Planetary Roller Extruders.	M/s. Battenfeld Extrusionstechnik GmbH, Germany	2006	Valid for 10 years from April, 2006
Manufacture of Pipe & Profile Extruders, Tooling of Extrusion lines for siding, fencing and decking including composite system	M/s. American Maplan Corporation, USA	2006	

C. Foreign Exchange Earnings and Outgo:

	2010-2011 (Rs. in Lacs)	2009-2010 (Rs. in Lacs)
Foreign Exchange Earned	6499.34	7785.54
Foreign Exchange Used	362.15	324.67

For and on behalf of the Board

Place : Mumbai
Date : 30th May, 2011

S. V. Kabra
Chairman & Managing Director

MANAGEMENT DISCUSSION AND ANALYSIS

1. INDUSTRY STRUCTURE AND ITS DEVELOPMENTS :

The Company is engaged in capital goods sector, manufacturing Plastic Extrusion Machinery, specialising in manufacture of plants to produce a wide range of Plastic Pipes i.e. PVC, HDPE, LDPE, PP, Composite Pipes etc. PVC pipes sector has almost 40% share of total PVC resin business. Pipe extrusion machinery is the largest market and the Company has about 65% share in this segment. The extrusion machinery industry, being linked to plastic consumption, has significant growth potential.

PVC pipes consumption has been recording high double digit volume growth. Traditionally, pipes were used in agriculture and irrigation but are now increasingly used for drinking water and sewage applications. The boom in housing, construction and infrastructure sectors would ensure growth momentum for PVC pipes.

HDPE pipes segment is an upcoming growth area with applications in telecom ducting, water supply, irrigation, fuel gas distribution, etc. The company has been manufacturing hi-tech HDPE pipe plants which have significant growth potential in India. Flexible packaging industry has been growing with focus on Multi-Layer Blown Films (MLF). Applications in lamination, milk and edible oil packing currently contribute 85% of the total market and the boom in organized retailing coupled with rural market penetration is fuelling the demand for MLF.

2. BUSINESS OVERVIEW AND OUTLOOK :

During the year, KET acquired 15% stake in Gloucester Engineering Company Inc (GEC) which will help KET to get technology and expertise in the high-end Blown Film Plants which find application in packaging of milk, spices, meat, snacks, ready to eat food pouches, oil, etc and also for lamination, shrink and stretch wraps.

The company benefits from GEC's innovative portfolio and technology and its presence in the North & South American Markets and European regions as it will be able to bring these geographies under its fold.

Given KET's strong brand presence in the Indian subcontinent, Middle East and Africa, the company will now be able to offer these solutions to its existing customers in these countries also and strengthen its brand.

GEC will also benefit by becoming globally competitive on account of outsourcing of some of its components from KET.

The Company's in-house R&D having decades of engineering experience and advanced designing software has enabled it to regularly introduce latest products.

The continuous inflow of latest technology is available from the technical collaborator Battenfeld Extrusionstechnik GmbH, Germany and American Maplan Corporation, USA for manufacturing wider range of extrusion lines. In-house R&D with their support and engineering experience has upgraded and expanded wide range of extrusion lines during the financial year 2010-11.

Excellent Customer relationship has resulted in nearly cent percent repeat business from the company's diverse client base.

India has the potential to become a sourcing base for machinery, critical components, R&D services and after sales services for global plastic machinery industry and the Company is well placed to capitalize on such opportunity.

Considering its leadership, large potential in domestic as well as export markets and continuous technological innovation, the Company is confident of recording an even better performance going forward.

3. KET's COMPETITIVE POSITIONING :

Recognising Company's capabilities in building global products at competitive costs, the range of plants being exported is steadily increasing.

Your Company is awarded repeatedly with certificate of Export Excellence by the Engineering Export Promotion Council, India for export performance. Government of India also accorded **"STAR EXPORT HOUSE"** status to the Company for excellent exports. During the year under review exports were **Rs. 67.98 Crores** which is about 31% of the Annual Sales Turnover.

Technological obsolescence, market conditions, growing competition including imports are considered to be the threats.

4. SEGMENT-WISE PERFORMANCE :

Your Company is operating only in one segment i.e. Plastic Extrusion Machinery and Allied Equipments.

5. RISKS AND CONCERNS :

Technology obsolescence, market conditions, growing competition including imports are major risks perceived by the Company that may have adverse effect on Company's business and its margin in future.

Slow down in Pipe Sector as compared to last year and recent announcement of ban on Plastic Gutka Packaging may have its impact on company's sales in current fiscal.

During the financial year 2010-11, the Company participated in national and international exhibitions to showcase the technological innovations of the Company. The Company made an outstanding impression at such exhibitions and benefited by better market recognition.

Measures are continuously being taken on all fronts to mitigate and control the risk assessed, besides the comprehensive insurance of assets of the Company.

Being aware of risks and in order to mitigate the same, the Company has focused on innovation of new models of plants and adherence to stringent quality standards.

The Company strives to adapt and respond to the technological advances offered by the competitors and the technological requirements of the customers to maintain its competitive position.

Significant source of strength for your Company has been its business culture that recognizes technology driven innovation as the best foundation for a sustainable business. This recognition and the consequent commitments, has contributed to discover, develop, design and deliver the Company's plant, which are clearly differentiated from its competitors and its process, that consistently deliver more with less expenditure to win customers confidence.

The Company continuously focuses on safety of environment and is increasing its awareness amongst the employees of the Company. Measures are being taken continuously to control cost on all fronts.

6. INTERNAL CONTROL SYSTEMS AND THEIR ADEQUACY :

Management feels that the internal controls in place are sufficient considering the complexity, size and nature of operations of the Company. Internal Audit Team consists of well experienced persons, who constantly reviews various aspects of control systems and conducts audit under well laid out audit programmes to ensure effectiveness of the controls. The said internal audit team continuously reviews the control system and undertakes audit of special areas in-depth.

7. FINANCIAL & OPERATIONAL PERFORMANCE :

Sr. No.	Particulars	2010-2011 (Rs.in lacs)	2009-2010 (Rs.in lacs)	% Changes
1.	Income from Operations (Net of Excise)	21937.10	19480.58	12.61
2.	Other Income	673.10	249.90	169.35
3.	Net Profit after Tax	2581.57	2146.38	20.27

Your Company has a low debt equity ratio and is well placed to take care of its borrowings made by way of credit facilities and term loan.

The Company's credit terms and recovery mechanism are effective enough to check the financial defaults by any of the customers. No financial defaults of whatsoever nature were reported during the year under review.

8. MATERIAL DEVELOPMENTS IN HUMAN RESOURCES / INDUSTRIAL RELATIONS FRONT, INCLUDING NUMBER OF PEOPLE EMPLOYED :

Industrial relations during the year were cordial and peaceful without any disruption of manufacturing activities.

Manpower as on 31st March, 2011 including Workers, Staff and Executives : 376

9. CAUTIONARY STATEMENT :

Actual performance may differ from projections made, as the Company's operations are subject to various economic conditions, government regulations and other incidental factors.

For and on behalf of the Board

Place : Mumbai
Date : 30th May, 2011

S. V. Kabra
Chairman & Managing Director

REPORT ON CORPORATE GOVERNANCE

A compliance report on Corporate Governance is included in this Annual Report as required by Clause – 49 of the Listing Agreement with the Stock Exchange.

1. Company's Philosophy on Code of Governance :

The basic philosophy of Corporate Governance of the Company is to achieve business excellence and dedicate itself to increasing long-term shareholders value, keeping in view the need and interest of all its stakeholders' viz. customers, shareholders, employees, regulatory bodies, vendors, bankers etc.

2. Board of Directors :

• Composition and size of the Board :

The present strength of the Board is Seven (7) Directors. The Board comprises of three (3) Executive and Four (4) Non-Executive Directors representing the optimum combination of professionalism, knowledge and business experience. The members of the Board are acknowledged as leading industrialist and professionals in their respective fields. The Board is headed by Shri S.V. Kabra, Executive Chairman.

The Non-Executive Directors bring independent judgement in the Board's deliberations and decisions and constitute more than half of the total number of Directors.

• Board Meeting and Attendance :

Six (6) Board Meetings were held during the financial year 2010-11 on 3rd April, 2010, 26th May, 2010, 26th July, 2010, 22nd October, 2010, 3rd February, 2011 and 8th March, 2011.

The information as required under Annexure I to Clause 49 of the Listing Agreement was made available to the Board.

Details of Composition, Status, Attendance at the Board Meetings and the Last Annual General Meeting, Number of other directorship and other committee position held :

Sr. No.	Name of the Director	Position / Status	Attendance at		As on 31 st March, 2011		
			Board Meeting	Last AGM held on 06/08/10	Number of External Directorship held #	Number of Membership / Chairmanship in Board Committee across all the Company	
						Member	Chairman
1.	Shri S. V. Kabra \$	Executive Not Independent	06	Yes	07	02	-
2.	Shri S. N. Kabra \$	Executive Not Independent	06	Yes	07	-	-
3.	Shri A.S. Kabra €	Executive Not Independent	06	Yes	07	-	-
4.	Shri H. S. Sanwal	Non-Executive Independent	06	Yes	07	-	04 *
5.	Shri M. P. Taparia	Non-Executive Independent	04	Yes	08	-	03
6.	Shri Y.B. Desai	Non-Executive Independent	05	Yes	02	02	02
7.	Shri N.C. Chauhan	Non-Executive Independent	06	Yes	02	01	-

\$ Shri S. V. Kabra and Shri S. N. Kabra are Promoters and are relatives within the meaning of Section 6 of the Companies Act, 1956 and Schedule 1-A appended to the said Act.

€ Shri A.S. Kabra is a relative of Shri S.V. Kabra within the meaning of Section 6 of the Companies Act, 1956 and Schedule 1-A appended to the said Act.

Includes directorship held in Private Limited Companies and Companies formed under Section 25 of the Companies Act, 1956.

* A Committee Member holding Chairmanship of the Audit & Shareholders' Grievance Committee

None of the Director on the Board is a Member on more than ten (10) committees and a Chairman of more than five (5) committees across all the Companies in which they are Directors and the necessary disclosures in this regard have been made by them.

3. Audit Committee :

Terms of Reference:

The terms of reference of this Committee are wide enough covering the matters specified for Audit Committee under Clause 49 of the Listing Agreement as amended:

- Overseeing of the Company's financial reporting process and disclosure of financial information and financial/risk management policies.
- Review of Quarterly and Annual Financial Statements ensuring compliance with regulatory guidelines before submission to the Board of Directors.
- Review of the adequacy of Internal Control Systems and discussion on significant Internal Audit findings including internal control and weakness, if any.
- Recommend appointment, removal of statutory auditors & payment of fees to them.
- Review Management Discussion & Analysis of financial condition and results of operation.
- Review areas of operation of internal audit team & their performance.
- Review the Statement of significant related party transaction.
- Review and approve appointment of CFO i.e. whole time finance director or any other person heading and discharge the finance function

Committee Composition :

The Committee comprise of three (3) Directors who are eminent professionals having expertise knowledge in the field of Finance, Accounts, Corporate Law and Business Management.

Name of Members	Status	Qualification	Position in Committee	Meetings Attended
Shri H. S .Sanwal	Non-Executive Independent	M.Com, L.L.M.,F.C.S.,F.C.I.S. (London), F.C.C.S. (London)	Chairman	04
Shri Y. B. Desai	Non-Executive Independent	B.A.(Hons), CAIIB	Member	03
Shri N. C. Chauhan	Non-Executive Independent	B.Com (Hons)., L.L.B., CAIIB.	Member	04

Meeting and Attendance:

- The Audit Committee meetings were held four (4) times during the financial year 2010-11 on 26th May, 2010, 26th July, 2010, 22nd October, 2010 and 3rd February, 2011.
- The Chairman of the Audit Committee Shri H. S. Sanwal, was present at the Annual General Meeting held on 6th August, 2010 to answer the Shareholders' Queries.
- Quorum of the Committee is two (2) Independent Directors as Members.
- The internal auditor, head of finance and statutory auditors are permanent invitees at the meeting. The Company Secretary acts as a Secretary to the Committee.
- Minutes of each Audit Committee Meeting are placed before and discussed in the Board Meeting held subsequently.

4. Remuneration Committee, Policy and Details of remuneration to all the Directors :

Non-Executive Directors were paid sitting fees of Rs. 10,000/- for each meeting of the Board, Audit Committee and Shareholders'/ Investors' Grievances Committee thereof attended by them on 3rd April, 2010 and 26th May, 2010. Sitting Fees for Board and Audit Committee was increased to Rs. 20,000/- w.e.f. 26th July, 2010. Total Fees paid to Non-Executive Directors during the financial year 2010-11 is Rs. 6,10,000/-

Non-Executive Directors were not paid any remuneration except sitting fees. The Company has no Stock Option Scheme for any of its Directors. In view of above, the Board has not felt the need for a separate Remuneration Committee.

Remuneration paid to Shri S. V. Kabra – Chairman & Managing Director, Shri S. N. Kabra – Vice-Chairman & Managing Directors and Shri A. S. Kabra - Technical Director are as under:

Name of the Director	Basic Salary & HRA	Contribution to P.F. & F.P.F.	Other Perquisites	Total
Shri S. V. Kabra	36,00,000	2,88,000	27,031	39,15,031
Shri S. N. Kabra	13,50,000	1,08,000	27,917	14,85,917
Shri A. S. Kabra	13,50,000	1,08,000	1,35,000	15,93,000
Total	63,00,000	5,04,000	1,89,948	69,93,948

5. Shareholders'/Investors' Grievance Committee :

Shareholders'/ Investors' Grievance Committee, specifically looks into redressing of Shareholders' and Investors' Complaints regarding transfer of shares, non-receipt of Dividend warrants and Annual Reports.

Name of the Non-Executive Director heading the Committee : Shri Haridas S. Sanwal

Name and Designation of the Compliance Officer dealing : Shri Y. D. Sanghavi

with grievance of shareholders & investors

Nature & Status of Shareholders Correspondence:

The Company has received 90 letters during the period from 1st April, 2010 to 31st March, 2011 as described herein below:

Sr. No.	Nature of Correspondence	Received	Disposed
1.	Non-receipt of dividend warrants already posted / Revalidation of Dividend Warrants	38	38
2.	SEBI & Stock Exchange Letters	--	--
3.	Change of Address	30	30
4.	Change , noting, cancellation of Bank Mandate	11	11
5.	Noting Stop Transfer	--	--
6.	Transmission / Name Deletion	07	07
7.	Non-receipt of Transferred Shares & Others	04	04
	Total	90	90

Your Company is making all attempts to ensure that grievances are expeditiously redressed to the full satisfaction of the Shareholders. All valid share transfers have been processed in time and as on date no complaint of any of the above matter is pending, except the disputed cases.

6. General Body Meetings :

Particulars of the venue and time where last three (3) **Annual General Meeting** (AGM) were held:

Financial Year Ended	AGM Date	Venue	Time
31-03-2008	15-07-2008	Hotel Karl Residency, 36, Lallubhai Park Road, Andheri (West), Mumbai – 400 058	2:00 P. M.
31-03-2009	06-08-2009	- do -	2:00 P. M.
31-03-2010	06-08-2010	- do -	2:00 P. M.

Particulars of the venue and time where an **Extra-ordinary General Meeting** (EGM) were held:

EGM Date	Venue	Time	Purpose / Reason
05-05-2010	Hotel Park-View, 37, Lallubhai Park Road, Andheri (West), Mumbai – 400058	11:00 A. M.	Sub-division of shares
26-08-2010	Hotel Park-View, 37, Lallubhai Park Road, Andheri (West), Mumbai – 400058	11:00 A. M.	Issue / Allotment of Bonus Shares

Postal Ballot:

- No resolution was passed through postal ballot under the provision of Section 192A of the Companies Act, 1956, and the Companies (Passing of Resolutions by Postal Ballot) Rules, 2001.
- At the ensuing Annual General Meeting also, no resolution is proposed to be passed through postal ballot.
- The postal ballot exercise shall be conducted from time to time in terms of the provisions referred above in respect of matters where applicable.

7. Disclosures :

- The Company do enter into transactions with concerns in which some of the Directors of the Company are deemed to be concerned / interested. However, these transactions are in the ordinary course of the Company's business. Directors have regularly made full disclosures to the Board of Directors regarding the nature of their interest in such concerns. Full particulars of the contract entered with such concerns in which Directors are directly or indirectly concerned or interested are recorded in the Register of Contracts maintained under Section 301 of the Companies Act, 1956 and the same is placed in every Meeting of Directors, for the noting and approval by the Board.

Particulars of the Related Party Transactions have been disclosed in Note No. 9 of the accounts.

- (ii) Details of non-compliance by the Company, Penalties/Strictures imposed on the Company by Stock Exchange(s) or Securities Exchange Board of India (SEBI) or any other statutory authority or any matters related to Capital Markets.

There are no penalties or strictures imposed on the company by the Stock Exchanges or SEBI or any statutory authorities relating to the above.

There were no instances of non-compliance of any matter related to the capital market during the last three (3) years.

8. Means of Communication :

- Quarterly/Half yearly results are not sent to each shareholder as the same are published in leading English & Marathi newspapers.
- Quarterly, Half Yearly and Annual Financial Results of the Company are sent to the Stock Exchange immediately after they have been approved by the Board. These Results are published in the prominent newspapers viz. The Economic Times (English) & Maharashtra Times (Marathi) respectively.
- As per the requirement of Clause 52 of the Listing Agreement, all the data related to Quarterly, Annual Financial Results, Shareholding Pattern etc. are uploaded.
- Management Discussion and Analysis Report forms part of the Annual Report.

9. General Shareholders Information:

Annual General Meeting –

Day, Date & Time	: Tuesday, 30 th August, 2011 at 2:00 p.m.
Venue	: Hotel Karl Residency, 36, Lallubhai Park Road, Andheri (West), Mumbai – 400 058
Date of Book Closure	: Tuesday, 23 rd August, 2011 to Tuesday, 30 th August, 2011 (both days inclusive)
Dividend Payment Date	: On or after 5 th September, 2011, but within the statutory time limit

Reporting of Unaudited / Audited Financial Results : In respect of Financial Year 2011-2012 from 1st April, 2011 to 31st March, 2012

(a) First Quarter Results	: Before 14 th August, 2011
(b) Second Quarter Results with half Yearly results	: Before 14 th November, 2011
(c) Third Quarter Results	: Before 14 th February, 2012
(d) Fourth Quarter Results or Audited Results for the year ended 31 st March, 2012.	: Before 15 th May, 2012 or Audited Results within statutory time period
(e) Annual General Meeting (For the year 2011-2012)	: Tentatively by August, 2012

LISTING ON STOCK EXCHANGE

Name	Address	Stock Code
Bombay Stock Exchange Ltd. (BSE)	Phiroze Jeejeebhoy Tower, Dalal Street, Mumbai – 400 001	524109
National Stock Exchange of India Ltd (NSE)	Exchange Plaza, Plot no. C/1, G- Block, Bandra-Kurla Complex, Bandra (E) Mumbai - 400 051	KABRAEXTRU

Annual Listing Fees for the Financial Year 2011-2012 have been paid to the above Stock Exchanges.

The Company has made payment of Custodian Charges for the financial year 2011-2012 to National Securities Depository Ltd., and Central Depository Services (India) Ltd. as mandated by SEBI.

Stock Market Data: Monthly High/Low price of the Equity Shares of the Company during the financial year 2010-2011 with the volume traded.

Month	Bombay Stock Exchange Ltd			National Stock Exchange of India Ltd		
	High (Rs.)	Low (Rs.)	Volume	High (Rs.)	Low (Rs.)	Volume
April, 2010	295.00	213.75	802737	296.00	214.00	1306575
May, 2010	285.00	121.00	206516	285.00	121.00	324587
June, 2010	149.80	130.00	173095	149.80	128.30	320432
July, 2010	206.50	142.20	1726965	206.80	142.55	3559236
August, 2010	194.00	175.85	256047	193.40	171.05	398408
September, 2010	186.30	78.00	449827	190.00	78.00	635245
October, 2010	92.30	79.00	566269	92.40	77.00	799231
November, 2010	89.60	65.00	268804	89.90	64.80	422582
December, 2010	74.00	63.00	128877	73.75	63.00	161459
January, 2011	79.90	60.35	238274	80.00	60.75	281207
February, 2011	67.95	51.00	173259	68.20	51.40	331405
March, 2011	65.00	56.80	142146	66.00	56.20	200619

Performance of share price of your Company in comparison to BSE Sensex for the Financial Year is presented in GRAPH on Inside Front Cover Page.

Dematerialisation of Shares & Liquidity	82.49% of the equity shares have been dematerialized till 31 st March, 2011 out of 31902320 Equity Shares after split & bonus during the financial year 2010-11.
Registrar & Transfer Agent	M/s. Sharepro Services (India) Pvt. Ltd., a SEBI Registered Transfer Agent are attending to all the work related to Share Registry in terms of both Physical and Electronic Mode.
Address of the Transfer Agent	Plot No. 13AB, Samhita Warehousing Complex, Near Sakinaka Telephone Exchange, Sakinaka, Andheri (East), Mumbai – 400072
Tel. Nos. & Email	Tel.: 022-67720300 / 400 Fax.: 022-28591568 / 28508927 E-mail: sharepro@shareproservices.com
Share Transfer System	Trading in Company's Shares on the Stock Exchange takes place in electronic form. Physical shares lodged for transfer and other related requests are processed by the said Transfer Agent and the same are approved by the Company.

Distribution of Shareholding as on 31st March, 2011:

No. of Equity Shares	Number of Shareholders	% of Shareholders	Number of Shares	% of Shares
Upto – 1000	6580	85.12	2214664	6.94
1001-2000	553	7.15	861152	2.70
2001-4000	329	4.26	1031481	3.23
4001-6000	74	0.96	375027	1.18
6001-8000	52	0.67	381014	1.19
8001-10000	28	0.36	263223	0.82
10001-20000	54	0.70	837344	2.63
Above 20001	60	0.78	25938415	81.31
TOTAL	7730	100.00	31902320	100.00

Secretarial Audit Report:

Secretarial Audit is carried out every quarter and the report thereon were placed before the Board of Directors and submitted to the Stock Exchanges. The audit interalia confirms that the total listed and paid-up share capital of the Company is in agreement with the aggregate of the total number of shares in dematerialized form and total number of shares in physical form.

Shareholding in Physical and Electronic mode as on 31st March, 2011

Mode of Holding	Number of Shareholders	% of Shareholders	Number of Shares	% of Shares
Physical	904	11.69	5587632	17.51
Electronic	6826	88.31	26314688	82.49
TOTAL	7730	100.00	31902320	100.00

Category of Shareholders as on 31st March, 2011

Sr. No.	Category	Number of Shares	% of Shareholding	Number of Shareholders	% of Shareholders
1.	Promoters	17824632	55.87	15	0.19
2.	Public Financial Institutions, Banks & Insurance Companies	6800	0.02	05	0.06
3.	Private Corporate Bodies	797984	2.50	286	3.70
4.	NRIs / OCBs	5094493	15.97	103	1.33
5.	Indian Public & Others	8178411	25.64	7321	94.72
	TOTAL	31902320	100.00	7730	100.00

Share held by Non-Executive Directors as on 31st March, 2011:

Sr. No.	Name of the Non-Executive Directors	No. of Shares held
1.	Shri H. S. Sanwal	500

Shri M. P. Taparia, Shri Y. B. Desai and Shri N. C. Chauhan are not holding any Equity Share of the Company.

- Details of use of Public Funds obtained in last three years : No funds have been raised from public in last three years
- Outstanding GDRs / ADRs / Warrants or any Convertible Instruments, its date of conversion and likely impact on Equity : There are no outstanding instruments and hence there will be no dilution of the equity
- Plant Locations : i. Kabra Indl. Estate, Kachigam, Daman- 396210
ii. 269/260/265 (III), Coastal Highway, Dunetha, Daman – 396210
- Registered Office : Kolsite House, Off. Veera Desai Road, Andheri (W), Mumbai - 400053.
Tel. 022-26734822-24. Fax: 022-26735041

Information for Shareholders :

Details of Dividends paid & their respective due dates for transfer of unclaimed dividend to Investors Education & Protection Fund are as under:

Date of Declaration of Dividend at AGM	Dividend for the Financial Year	Rate of Dividend	Month & Year of transfer to the Fund
30 th July, 2004	2003-2004	35%	September, 2011
30 th August, 2005	2004-2005	35%	October, 2012
11 th August, 2006	2005-2006	40%	September, 2013
17 th August, 2007	2006-2007	45%	September, 2014
15 th July, 2008	2007-2008	60%	August, 2015
06 th August, 2009	2008-2009	60%	September, 2016
06 th August, 2010	2009-2010	70%	September, 2017

Unclaimed Suspense Account

In light of SEBI's notification No. CIR/CFD/DIL/10/2010 dated 16th December, 2010, the Company is in process of taking the requisite actions and shall transfer the unclaimed Sub-divided & Bonus Shares issued during Financial Year 2010-11 to "Unclaimed Suspense Account" in due course. All corporate benefits in terms of securities accruing on such shares shall be credited to such suspense account and voting rights on such shares shall remain frozen till the rightful owner claims such shares.

Address for Correspondence: Members holding shares in physical form are requested to lodge their application for share transfer, transmission and request for changes, if any, in their addresses, bank account and mandate etc. to M/s. Sharepro Services (India) Pvt. Ltd., Plot No. 13AB, Samhita Warehousing Complex, 2nd Floor, Near Sakinaka Telephone Exchange, Sakinaka, Andheri (East), Mumbai – 400 072, and all the members should write to the Company at Kolsite House, Off. Veera Desai Road, Andheri (West) Mumbai – 400 053 for their query on Annual Report and Dividend.

Designated email id for investors : ket_sd@kolsitegroup.com

Company identification number : L28900MH1982PLC028535 and

ISIN : INE900B01029

Declaration on Compliance of the Company's Code of Conduct :

The Company has framed a Code of Conduct for the Members of the Board of Directors and the Senior Management personnel of the Company pursuant to Clause 49 of the Listing Agreement with Stock Exchanges to further strengthen corporate governance practice in the Company. They have affirmed compliance with the said code.

Place : Mumbai

Date : 30th May, 2011

For and on behalf of the Board

S. V. Kabra

Chairman & Managing Director

Compliance of Conditions of Corporate Governance

This section of the report together with the information given under Management Discussion and Analysis and brief resume of Directors proposed to be re-appointed constitute a detailed Compliance Report on Corporate Governance.

The Company has complied with mandatory requirements of Corporate Governance. The Board would review implementation of Non-Mandatory requirements.

Auditors' Certificate regarding compliance of conditions of Corporate Governance is annexed to this report.

Place : Mumbai

Date : 30th May, 2011

For and on behalf of the Board

S. V. Kabra

Chairman & Managing Director

AUDITORS' CERTIFICATE

To,

The Members of Kabra ExtrusionTechnik Ltd.

We have examined the compliance of conditions of corporate governance by **M/s. Kabra ExtrusionTechnik Ltd.**, for the year ended on March 31, 2011, as stipulated in Clause 49 of the Listing Agreement of the said Company with stock exchanges.

The compliance of conditions of corporate governance is the responsibility of the management. Our examination was limited to procedures and implementation thereof, adopted by the Company for ensuring the compliance of the conditions of the Corporate Governance. It is neither an audit nor an expression of opinion on the financial statements of the Company.

In our opinion and to the best of our information and according to the explanations given to us, we certify that the Company has generally complied with the conditions of Corporate Governance as stipulated in the above-mentioned Listing Agreement.

We further state that such compliance is neither an assurance as to the future viability of the Company nor the efficiency or effectiveness with which the management has conducted the affairs of the Company.

FOR KIRTANE & PANDIT

Chartered Accountants

FRN 105215W

Place : Mumbai

Date : 30th May, 2011

KISHOR B. PHADKE

Partner

Membership No.: 42296

AUDITORS' REPORT

To The Members,

Kabra ExtrusionTechnik Ltd. Mumbai,

We have audited the attached Balance Sheet of Kabra Extrusiontechnik Ltd ("the Company") as at 31st March, 2011, the Profit and Loss Account for the year ended on that date annexed thereto and the Cash Flow Statement for the year ended on that date, which we have signed under reference to this report. These financial statements are the responsibility of the Company's management. Our responsibility is to express an opinion on these financial statements based on our audit.

We conducted our audit in accordance with auditing standards generally accepted in India. Those Standards require that we plan and perform the audit to obtain reasonable assurance about whether the financial statements are free of material misstatement. An audit includes examining, on a test basis, evidence supporting the amounts and disclosures in the financial statements. An audit also includes assessing the accounting principles used and significant estimates made by Management, as well as evaluating the overall financial statement presentation. We believe that our audit provides a reasonable basis for our opinion.

1. As required by the Companies (Auditor's Report) Order, 2003 as amended by the Companies (Auditor's Report) (Amendment) Order, 2004, issued by the Central Government of India in terms of sub-section (4A) of Section 227 of the Companies Act, 1956 and on the basis of such checks as we considered appropriate and according to the information and explanations given to us, we give in the Annexure a statement on the matters specified in paragraphs 4 and 5 of the Order.
2. Further to our comments in the Annexure referred to in paragraph (1) above, we report that:
 - a) we have obtained all the information and explanations, which to the best of our knowledge and belief were necessary for the purpose of our audit;
 - b) in our opinion, proper books of account as required by law have been kept by the Company so far as appears from our examination of such books;
 - c) the Balance Sheet, the Profit and Loss Account and the Cash Flow Statement dealt with by this report are in agreement with the books of account;
 - d) so far as appears from our scrutiny of books of account and other records, we are of the opinion that the Balance Sheet, Profit and Loss Account and Cash Flow Statement dealt with by this report comply with the Accounting Standards referred to in sub-section (3C) of Section 211 of the Companies Act, 1956;
 - e) on the basis of the written representations received from the directors as on March 31, 2011 and taken on record by the Board of Directors, none of the directors is disqualified as on March 31, 2011 from being appointed as a director in terms of clause (g) of sub-section (1) of section 274 of the Companies Act, 1956;
 - f) The financial statements relating to financial year ended March 31, 2010 were audited by other auditors and we have verified opening balances relating to current year on the basis of accounts finalized by them and opening grouping and schedule as confirmed by the management.
 - g) in our opinion and to the best of our information and according to the explanations given to us the said accounts, read together with the notes thereon give a true and fair view in conformity with the accounting principles generally accepted in India:
 - i) in the case of the Balance Sheet, of the state of the affairs of the Company as at 31st March, 2011;
 - ii) in the case of the Profit and Loss Account, of the profit for the year ended on that date; and
 - iii) in the case of the Cash Flow Statement, of the cash flows for the year ended on that date.

FOR KIRTANE & PANDIT

Chartered Accountants

FRN 105215W

KISHOR B. PHADKE

Partner

Membership No.: 42296

Place : Mumbai

Date : 30th May, 2011

**Annexure referred to in paragraph 1 of our report of even date addressed to the Members of
Kabra ExtrusionTechnik Ltd., on the financial statements for the year ended March 31, 2011.**

- (i) (a) The Company has maintained proper records showing full particulars including quantitative details and situation of its fixed assets.
- (b) As explained to us, fixed assets, are physically verified by the management at reasonable intervals, in a phased verification programme, which, in our opinion, is reasonable, looking at the size of the company and nature of its business.
- (c) During the year, the Company has disposed some of its fixed assets. In our opinion and according to the information and explanations given to us, fixed assets disposed off were not substantial and therefore has not affected the going concern assumption.
- (ii) (a) The inventory has been physically verified during the year by the management. In our opinion, the frequency of verification is reasonable and adequate, considering the size of the company and the nature of its business.
- (b) The procedures of physical verification of inventories followed by the Management are reasonable and adequate in relation to the size of the Company and the nature of its business.
- (c) The Company is maintaining proper records of Inventory. The discrepancies noticed on physical verification of inventory as compared to the book records have been properly dealt with in the books of accounts.
- (iii) (a) The Company has not granted any loan, secured or unsecured, to Companies, firms or other parties covered in the register maintained under Section 301 of the Companies Act, 1956.

- (b) As the Company has not granted any loan, clauses (b) to (d) of paragraph 4 (iii) are not applicable.
- (c) The Company has not accepted any loan, secured or unsecured, from Companies, firms or other parties covered in the register maintained under Section 301 of the Companies Act, 1956.
- (d) As the Company has not accepted any loan, clauses (f) & (g) of paragraph 4 (iii) are not applicable.
- (iv) In our opinion and according to the information and explanations given to us, there are adequate internal control procedures commensurate with the size of the Company and the nature of its business with regard to purchase of inventory and fixed assets and for the sale of goods and service. We have neither come across nor have been informed of any major weaknesses in the internal control system in the aforesaid areas.
- (v)
 - (a) In our opinion and according to the information and explanations given to us, the particulars of contracts or arrangements that are required to be entered in the register in pursuance of Section 301 of the Companies Act, 1956 have been so entered.
 - (b) In our opinion and according to information and explanations given to us, the transactions made in pursuance of contracts or arrangements entered in the register maintained under Section 301 of the Companies Act, 1956 and exceeding the value of Rs.Five lakhs with any parties during the year have been made at prices, which are reasonable having regard to prevailing market prices at the relevant time.
- (vi) The Company has not accepted any deposits from the public. Accordingly, paragraph 4(vi) of the Order (as amended) is not applicable.
- (vii) On the basis of internal audit reports broadly reviewed by us, we are of the opinion that, the company has an adequate internal audit system commensurate with the size and nature of its business.
- (viii) According to the information and explanations given to us, the Central Government has not prescribed maintenance of cost records under clause (d) of sub-section (1) of Section 209 of the Companies Act, 1956 for any of the products and services rendered of the Company. Accordingly, paragraph 4(viii) of the Order (as amended) is not applicable.
- (ix)
 - (a) In our opinion, the Company is generally regular in depositing undisputed statutory dues including provident fund, investor education and protection fund, employees' state insurance, income tax, sales tax, wealth tax, service tax, customs duty, excise duty, cess and any other material statutory dues, as may be applicable, with the appropriate authorities as observed by us during the course of our examination of the books of account carried out in accordance with generally accepted auditing practices in India.
 - (b) In our opinion and according to the information and explanations given to us, no undisputed amounts payable in respect of provident fund, investor education and protection fund, employees' state insurance, income tax, sales tax, wealth tax, customs duty, excise duty, cess and any other material statutory dues, as may be applicable, were in arrears, as at March 31, 2011 for a period of more than six months from the date they became payable.
 - (c) As set out in Note No. 3 of Schedule 18 - Notes to Accounts dues of Service Tax have not been deposited on account of dispute.
- (x) The Company has no accumulated losses and has not incurred any cash losses during the financial year covered by our audit or in immediately preceding financial year.
- (xi) In our opinion and according to the information and explanations given to us, the Company has not defaulted in repayment of dues to any financial institution or bank.
- (xii) According to the information and explanations given to us and based on the documents and records produced to us, the Company has not granted loans and advances on the basis of security by way of pledge of shares, debentures and other securities. Accordingly, the provision of clause 4(xii) of the Order (as amended) is not applicable.
- (xiii) In our opinion and according to the information and explanations given to us, the Company is not a chit fund or a nidhi mutual benefit fund / society. Therefore, the provisions of clause 4 (xiii) of the Order (as amended) are not applicable.
- (xiv) In our opinion and according to the information and explanations given to us, the Company is not dealing in or trading in shares, securities, debentures and other investments. Accordingly, the provisions of clause 4 (xiv) of the Order (as amended) is not applicable.
- (xv) In our opinion and according to the information and explanations given to us, the Company has not given guarantees for loans taken by others from banks or financial institutions.
- (xvi) In our opinion, the term loans have been applied for the purpose for which they were raised.
- (xvii) According to the information and explanations given to us, and on an overall examination of the Balance Sheet of the Company, we report that no funds raised on short-term basis have been used for long-term investment.
- (xviii) According to the information and explanations given to us, the Company has not made preferential allotment of shares to parties and companies covered in the register maintained under section 301 of the Companies Act, 1956. Accordingly, paragraph 4(xviii) of the Order (as amended) is not applicable.
- (xix) According to the information and explanations given to us, during the year, the company has not issued debentures. Accordingly, paragraph 4(xix) of the Order (as amended) is not applicable.
- (xx) As the Company has not raised any money by way of public issue, disclosure requirement of the end use of money raised by public issue does not apply to the Company.
- (xxi) During the course of our examination of the books and records of the Company and according to the information and explanations given to us, we have neither come across any instance of fraud on or by the Company, noticed or reported during the course of our audit, nor we have been informed of such case by the Management.

FOR KIRTANE & PANDIT
Chartered Accountants
FRN 105215W
Kishor B. Phadke
Partner
Membership No.: 42296

Place : Mumbai
Date : 30th May, 2011

BALANCE SHEET AS AT 31ST MARCH, 2011

	Schedule	As at 31.03.2011 RUPEES	As at 31.03.2010 RUPEES
SOURCES OF FUNDS			
SHARE HOLDER'S FUNDS			
Share Capital	1	15,95,11,600	7,97,55,800
Reserves & Surplus	2	90,82,47,796	79,47,32,780
		<u>106,77,59,396</u>	<u>8744,88,580</u>
LOAN FUNDS			
Secured Loan	3	7,57,77,591	8,07,83,064
Deferred Tax Liabilities	4	5,06,47,640	4,21,66,497
		<u>119,41,84,627</u>	<u>99,74,38,141</u>
APPLICATIONS OF FUNDS			
Fixed Assets (Gross Block)	5	81,87,31,991	70,62,29,847
Less : Depreciation		26,53,43,711	22,83,88,968
Net Block		55,33,88,280	47,78,40,879
INVESTMENTS	6	41,58,68,397	45,54,80,345
CURRENT ASSETS, LOANS & ADVANCES			
Inventories	7	57,82,09,286	41,07,33,191
Sundry Debtors	8	20,13,18,392	10,65,15,848
Cash & Bank Balance	9	94,89,372	83,25,393
Loans & Advances	10	10,19,31,929	5,13,65,913
		<u>89,09,48,979</u>	<u>57,69,40,345</u>
LESS : CURRENT LIABILITIES & PROVISIONS			
Liabilities	11	50,76,99,638	35,88,87,935
Provisions	12	15,83,21,391	15,39,35,493
		<u>66,60,21,029</u>	<u>51,28,23,428</u>
NET CURRENT ASSETS		<u>22,49,27,950</u>	<u>6,41,16,917</u>
		<u>119,41,84,627</u>	<u>99,74,38,141</u>
NOTES TO ACCOUNTS	18		

The Schedules referred to above and Notes to accounts annexed hereto form an integral part of the Balance Sheet and Profit and Loss Account.

As per our report of even date

For and on behalf of the Board

for **Kirtane & Pandit**
Chartered Accountants
FRN 105215W

S. V. KABRA
(Chairman & Mg. Director)

S. N. KABRA
(Vice Chairman & Mg. Director)

Kishor B. Phadke
Partner
Membership No. : 42296

A. S. KABRA
(Technical Director)

H. S. SANWAL
(Director)

Y. D. SANGHAVI
(Company Secretary)

M. P. TAPARIA
(Director)

Y. B. DESAI
(Director)

Place : Mumbai
Date : 30th May, 2011

Place : Mumbai
Date : 30th May, 2011

N. C. CHAUHAN
(Director)

PROFIT & LOSS ACCOUNT FOR THE YEAR ENDED 31ST MARCH, 2011

	Schedule	As at 31.03.2011 RUPEES	As at 31.03.2010 RUPEES
INCOME			
Sales & Other Income	13	226,10,19,783	197,30,48,231
Increase / (Decrease) in work-in-progress inventory		9,95,28,922	(2,29,12,004)
		<u>236,05,48,705</u>	<u>195,01,36,227</u>
EXPENDITURE			
Raw Materials Consumed	14	157,53,23,016	126,68,59,547
Manufacturing & Other Expenses	15	21,53,86,163	19,56,35,710
Employee Cost	16	17,47,06,984	13,83,25,283
Interest	17	45,46,114	71,41,279
Depreciation	5	3,88,22,540	3,38,94,633
		<u>200,87,84,817</u>	<u>164,18,56,452</u>
Profit for the year		35,17,63,888	30,82,79,775
Provision for Tax		8,51,26,000	9,00,00,000
Profit after Current Tax		26,66,37,888	21,82,79,775
Provision for Deferred tax		(84,81,143)	(36,42,267)
Net Profit after above Tax		25,81,56,745	21,46,37,508
Add : Balance b/f from previous year		35,43,94,180	34,50,73,881
Amount available for appropriation		<u>61,25,50,925</u>	<u>55,97,11,389</u>
APPROPRIATIONS			
Transfer to General Reserve		14,00,00,000	14,00,00,000
Proposed Dividend		5,58,29,060	5,58,29,060
Provision for tax on Dividend		90,56,869	94,88,149
Balance Carried Forward		<u>40,76,64,996</u>	<u>35,43,94,180</u>
		<u>61,25,50,925</u>	<u>55,97,11,389</u>
Earning Per Share		8.09	6.73

NOTES TO ACCOUNTS

18

The Schedules referred to above and Notes to accounts annexed hereto form an integral part of the Balance Sheet and Profit and Loss Account.

As per our report of even date

For and on behalf of the Board

for **Kirtane & Pandit**
Chartered Accountants
FRN 105215W

S. V. KABRA
(Chairman & Mg. Director)

S. N. KABRA
(Vice Chairman & Mg. Director)

Kishor B. Phadke
Partner
Membership No. : 42296

A. S. KABRA
(Technical Director)

H. S. SANWAL
(Director)

Y. D. SANGHAVI
(Company Secretary)

M. P. TAPARIA
(Director)

Y. B. DESAI
(Director)

Place : Mumbai
Date : 30th May, 2011

Place : Mumbai
Date : 30th May, 2011

N. C. CHAUHAN
(Director)

CASH FLOW STATEMENT FOR THE YEAR ENDED 31st MARCH 2011

PARTICULARS	2010-2011	2009-2010
	RUPEES	RUPEES
(A) CASH FLOW FROM OPERATING ACTIVITIES		
Net Profit Before Tax & Extra-ordinary Items	35,17,63,888	30,82,79,775
Add : Adjusted for		
Depreciation	3,88,22,541	3,38,94,633
Loss on Sale of Fixed Assets	4,74,703	15,48,754
Interest Paid	45,46,114	71,41,279
	39,56,07,246	35,08,64,441
Less : Interest Income	13,77,990	24,60,514
Surplus on Sale of Assets	15,47,408	-
Surplus on Sale of Investment	4,31,07,987	56,52,558
Dividend Received	1,47,63,677	1,38,48,423
Operating Profit Before Working Capital changes	33,48,10,184	32,89,02,947
Add/(Less): Increase/(Decrease) in Current Liabilities	14,84,95,647	11,58,60,161
Increase/(Decrease) in Provision	88,58,792	85,51,342
	49,21,64,623	45,33,14,450
Add/(Less): Increase/(Decrease) in Inventories	(16,74,76,095)	(80,84,116)
Increase/(Decrease) in Receivables	(9,48,02,545)	1,69,71,024
Increase/(Decrease) in Current Assets	(5,22,19,547)	71,70,408
	17,76,66,436	46,93,71,766
Less : Income Tax Paid	8,91,67,615	7,95,21,811
Interest Paid	45,46,114	71,41,279
	8,39,52,707	38,27,08,675
(B) Cash flow from Investing Activities		
Purchase of Fixed Assets	(11,80,09,935)	(10,09,40,104)
Sales of Assets	47,12,698	2,45,636
Investment Made	(27,27,41,864)	(37,40,44,119)
Sale of Investments	35,54,61,800	14,33,71,374
Interest Received	13,77,990	24,60,514
Dividend Received	1,47,63,677	1,38,48,423
Net Cash generated/used in investing activities	(1,44,35,634)	(31,50,58,276)
(C) Cash Flow from Financing activities		
Increase/(Decrease) in Secured/Unsecured loans	(50,05,474)	(1,22,89,971)
Inter Corporate Deposit	-	2,89,315
Dividends Paid	(6,50,01,153)	(5,56,40,819)
Net Cash from financing activities	(7,00,06,627)	(6,76,41,475)
Net Increase in cash & Cash Equivalents A+B+C	(4,89,554)	8,924
Add : Cash & Cash equivalents at the beginning of the year	53,26,192	53,17,268
Cash & Cash equivalents at the close of the year	48,36,638	53,26,192

As per our report of even date

for Kirtane & Pandit

Chartered Accountants

FRN 105215W

Kishor B. Phadke

Partner

Membership No. : 42296

Place : Mumbai

Date : 30th May, 2011

For and on behalf of the Board

S. V. Kabra

(Chairman & Managing Director)

Place : Mumbai

Date : 30th May, 2011

SCHEDULE FORMING PART OF BALANCE SHEET AS AT 31ST MARCH, 2011 AND PROFIT & LOSS ACCOUNT FOR THE YEAR ENDED 31ST MARCH, 2011

	As at 31.03.2011 RUPEES	As at 31.03.2010 RUPEES
SCHEDULE - 1 : SHARE CAPITAL		
AUTHORISED :		
Equity Share Capital		
4,00,00,000 Equity shares of Rs.5/- each	20,00,00,000	10,00,00,000
(Previous Year 1,00,00,000 Equity Shares of Rs.10/- each)	<u>20,00,00,000</u>	<u>10,00,00,000</u>
Issued, subscribed & paid -up 31902320 Equity Shares of Rs.5/- each	15,95,11,600	7,97,55,800
(upon sub-division) (Previous Year 7975580 Equity Shares of Rs.10/- each)		
(of the above shares 23180160 Equity Shares of Rs.5/- each were allotted as fully		
paid up bonus shares (upto previous year 3614500 of Rs.10/- each)	<u>15,95,11,600</u>	<u>7,97,55,800</u>
SCHEDULE - 2 : RESERVES & SURPLUS		
a) Capital Reserves	12,69,300	12,69,300
b) Capital Redemption Reserves	5,50,000	
Less : Utilised for issue of Bonus shares	5,50,000	
	-	5,50,000
c) Securities (Share) Premium Account	13,85,84,300	
Less : Utilised for issue of Bonus shares	7,91,70,800	
	5,94,13,500	13,85,84,300
d) Premium on forfeited shares	35,000	
Less : Utilised for issue of Bonus shares	35,000	
	-	35,000
e) General Reserve	29,99,00,000	15,99,00,000
Add : Transferred during the year	14,00,00,000	14,00,00,000
	43,99,00,000	29,99,00,000
f) Profit & Loss Account	40,76,64,996	35,43,94,180
	<u>90,82,47,796</u>	<u>79,47,32,780</u>
SCHEDULE - 3 : SECURED LOANS		
a) Working capital facilities from State Bank of India is secured by first charge by hypothecation on entire Current Assets and first charge by equitable mortgage by deposit of title deeds of Fixed Assets of the Company situated at Kabra Industrial Estate, Kachigam, Daman.	4,77,75,399	3,75,75,332
b) Term Loan from State Bank of India Secured by first charge on the Fixed Assets of the Company including assets acquired out of the term loan.	2,80,02,192	4,32,07,731
	<u>7,57,77,591</u>	<u>8,07,83,064</u>
SCHEDULE - 4 : DEFERRED TAX		
Earlier Year Liabilities	42,166,497	3,85,24,230
Add : Current Year Liabilities	84,81,143	36,42,267
	<u>5,06,47,640</u>	<u>4,21,66,497</u>

SCHEDULE - 5 : FIXED ASSETS BLOCK

(Amount in Rupees)

DESCRIPTION OF ASSETS	GROSS BLOCK				DEPRECIATION				NET BLOCK	
	COST AS AT	ADDITION	DEDUCTION	COST AS AT	UP TO	FOR THE	DEDUCTION	UP TO	AS AT	AS AT
	01.04.2010			31.03.2011	31.03.2010	YEAR		31.03.2011	31.03.2011	31.03.2010
Tangible Assets										
Free Hold land	1,23,09,443	10,00,000	24,52,731	1,08,56,712	-	-	-	-	1,08,56,712	1,23,09,443
Buildings	10,55,59,790	56,85,504	-	11,12,45,294	2,85,01,052	34,19,124	-	3,19,20,176	7,93,25,118	7,70,58,738
Furniture & Fixtures	2,96,23,296	3,35,47,506	-	6,31,70,802	1,19,15,045	22,66,690	-	1,41,81,735	4,89,89,067	1,77,08,251
Plant & Machinery	34,49,73,886	4,74,32,481	11,31,089	39,12,75,278	13,68,24,851	1,97,93,322	8,63,354	15,57,54,819	23,55,20,459	20,81,49,035
Vehicles	1,19,34,766	96,44,269	19,23,973	1,96,55,062	43,91,106	16,54,175	10,04,445	50,40,836	1,46,14,226	75,43,660
Work In Progress	8,49,36,380	6,22,37,224	4,15,37,049	10,56,36,555	-	-	-	-	10,56,36,555	8,49,36,380
Intangible Assets										
Technical know-how Fess	11,68,92,288	-	-	11,68,92,288	4,67,56,916	1,16,89,229	-	5,84,46,145	5,84,46,143	7,01,35,372
TOTAL :	70,62,29,849	15,95,46,984	4,70,44,842	81,87,31,991	22,83,88,970	3,88,22,540	18,67,799	26,53,43,711	55,33,88,280	47,78,40,879
PREVIOUS YEAR :	61,09,69,368	11,81,97,558	2,29,37,077	70,62,29,849	19,83,79,570	3,38,94,633	38,85,233	22,83,88,970	47,78,40,879	41,25,89,798

	As at 31.03.2011 RUPEES	As at 31.03.2010 RUPEES
SCHEDULE - 6 : INVESTMENTS		
1) TRADE INVESTMENTS		
2) OTHER INVESTMENTS		
a) Governments Securities		
b) Investments in Shares, Units, Debentures or Bonds.		
I) Quoted Investments fully paid up (Value at Cost)		
a) 9,96,100 Equity shares of Rs.10/- each of Plastiblends India Ltd. (Market Value Rs. 16,42,56,890/-) (Previous yr 11,96,100 shares Market value Rs.16,61,98,095/-)	1,40,80,726	16,080,726
b) Birla Sun Life Dynamic Bond Fund -Retail-Monthly Dividend Reinvestment (1084632.2860 Units @Rs.10.3975 each)	-	11,238,367
c) HDFC High Interest Fund - Short Term Plan Dividend - Reinvest (1529620.1030 units @Rs. 10.6123)	-	16,232,765
d) ICICI Prudential Interval Fund II Qly-Interval Plan F - Retail Dividend (1986195.9380 Units @ Rs.10.0695)	-	20,000,000
e) Reliance Regular Saving Fund-Debt Plan- Growth Option (1675375.1410 units @ Rs. 12.0294) (Re - Purchase Price Rs.2,22,00,898.59/-)	2,01,53,758	20,153,758
f) SBI - SHF-Ultra Short Term Fund-Inst Plan - Daily Dividend (5679067.4230 units @ Rs. 10.0060) (Re - Purchase Price Rs.5,68,24,748.51/-)	5,68,24,749	203,257,429
g) Templeton India Short Term Income Retail Plan - Growth (6546.4950 units @ Rs. 1756.6652 = Rs. 1,15,00,000/-) (15910.366 units @ Rs. 1885.5632 = Rs. 3,00,00,000/-) (Re- Purchase Price Rs.4,38,69,839.52/-)	4,15,00,000	11,500,000
h) UTI Fixed Income Interval Fund - Monthly Interval Plan - 1 Institutional - Dividend (4996802.0470 units @ Rs. 10.0064)	-	50,000,000
i) Birla Sun Life Dynamic Bond fund - Retail - Growth (706124.928 @ Rs.14.1618) (Re - Purchase Price Rs.1,15,60,183/-)	1,00,00,000	10,000,000
j) Kotak Equity Arbitrage Fund - Dividend (3845005.231 units @ Rs.10.6892)	-	41,100,000
k) Kotak FMP 370 Days Series-6-Growth (1000000 units @ Rs.10/-) (Re- Purchase Price Rs.1,03,61,800/-)	1,00,00,000	-
l) UTI Fixed Maturity Plan-Yearly FMP Series YFMP (08/10)- Institutional Growth Plan (4996802.0470 units @ Rs.10/-) (Re- Purchase Price Rs.5,20,15,709.95)	4,99,68,020	-
m) Reliance Fixed Horizon Fund-XV Series 9 - Growth Plan (2000000 units @ Rs.10/-) (Re- Purchase Price Rs.2,06,71,000/-)	2,00,00,000	-
n) SBI Debt Fund Series - 370 Days- 7 Growth (3000000 units @ Rs.10/-) (Re- Purchase Price Rs.3,08,54,700/-)	3,00,00,000	-

	As at 31.03.2011 RUPEES	As at 31.03.2010 RUPEES
o) Birla Sun Life Fixed Term Plan Series CE (2000000 units @ Rs.10/-) (Re- Purchase Price Rs.2,06,49,600/-)	2,00,00,000	-
p) DSP Black Rock FMP - 12 M Series 9 (1010000 units @ Rs.10/-) (Re- Purchase Price Rs. 1,03,61,792/-)	1,01,00,000	-
q) DSP Black Rock FMP - 12 M Series 11 (1000000 units @ Rs.10/-) (Re-Purchase Price Rs. 1,02,38,900/-)	1,00,00,000	-
II) Unquoted Investments fully paid up (Valued at Cost)		
a) 5 Shares of Mohid Park Co-op Hsg. Soc.Ltd. of Rs.50/- each	250	250
b) 5 Shares of Royal Twin Co-op Hsg.Soc.Ltd. of Rs.50/- each.	250	250
c) Benchmark Barclays Investment & loans (India) Ltd- Series-65	-	1,02,00,000
d) Bhavishya Nirman Bond (1132 Bonds @ Rs.8750/-)	99,05,000	99,05,000
e) Debentures - Citi-Corp. Finance India Ltd (150 debentures @ Rs.1,01,000/-)	-	1,51,50,000
f) Debentures of Deutsche Investment (India) Pvt. Ltd. (A Subsidiary of Deutsche Bank)	2,06,61,800	2,06,61,800
g) 1,50,000 Shares of Gloucester Engineering Company Inc. USA	9,26,73,844	-
	41,58,68,397	45,54,80,345
Book Value (Quoted)	29,26,27,253	39,95,63,045
Book Value (Unquoted)	12,32,41,144	5,59,17,300
	41,58,68,397	45,54,80,345
Market Value (Quoted)	45,38,66,062	55,18,15,838
SCHEDULE - 7 : INVENTORIES		
(At cost or market value whichever is less, as valued and certified by management)		
a) Raw Materials	32,90,65,770	26,11,18,597
b) Work In Progress	24,91,43,516	14,96,14,594
	57,82,09,286	41,07,33,191
SCHEDULE - 8 : SUNDRY DEBTORS		
(Unsecured considered good by management)		
a) Debts outstanding for more than six month (Including Rs.Nil Previous year Rs.Nil) due from concern in which Directors are interested	3,33,52,289	1,77,07,070
b) Other debts (Including Rs.3,66,82,092/- Previous year Rs.1,12,77,478/-) due from concern in which Directors are interested	16,79,66,103	8,88,08,778
	20,13,18,392	10,65,15,848

	As at 31.03.2011 RUPEES	As at 31.03.2010 RUPEES
SCHEDULE - 9 : CASH & BANK BALANCES		
a) Cash on Hand	40,946	84,798
b) Balance with scheduled Banks :		
i) In Current Accounts	47,95,692	52,41,393
ii) Margin on Bank Guarantees	25,89,367	14,83,126
iii) Margin on L.C.	20,63,367	15,16,076
	<u>94,89,372</u>	<u>83,25,393</u>
SCHEDULE - 10 : LOANS & ADVANCES		
(Unsecured considered good)		
a) Advances recoverable in cash or in kind or for value to be received	1,02,22,830	1,03,27,053
b) Deposits	1,69,44,265	19,53,005
c) Excise Duty / Cenvat	77,84,499	27,999
d) Advance to Suppliers	5,18,03,390	3,35,57,856
e) Inter Corporate Deposit	55,00,000	55,00,000
f) Loans To Vendor	43,26,000	-
g) DEPB Licence In Hand	53,50,945	-
	<u>10,19,31,929</u>	<u>5,13,65,913</u>
SCHEDULE - 11 : CURRENT LIABILITIES		
a) Sundry Creditors	28,72,43,398	14,05,93,663
b) Advance Against Sales Order	20,97,55,786	21,04,77,289
c) Other Liabilities	82,33,232	56,65,817
d) Unclaimed Dividend	24,67,222	21,51,166
	<u>50,76,99,638</u>	<u>35,88,87,935</u>
SCHEDULE - 12 : PROVISIONS		
a) Provision for Taxation (Net)	1,68,16,934	2,08,58,549
b) Proposed Dividend	5,58,29,060	5,58,29,060
c) Tax on Dividend	90,56,869	94,88,149
d) Other Provisions	7,66,18,528	6,77,59,735
	<u>15,83,21,391</u>	<u>15,39,35,493</u>
SCHEDULE - 13 : SALES & OTHER INCOME		
a) Sales (Gross) :	234,95,64,011	204,48,04,415
Less : Excise Duty	15,58,53,660	9,67,46,620
Net Sales	<u>219,37,10,351</u>	<u>194,80,57,795</u>
b) Interest	13,77,990	24,60,514
c) Dividend Income	1,47,63,677	1,38,48,423
d) Other Income	5,11,67,765	86,81,499
	<u>226,10,19,783</u>	<u>197,30,48,231</u>
SECHEDULE - 14 : RAW MATERIALS CONSUMED		
Opening Stock	26,11,18,597	23,01,22,477
Add : Purchases	164,32,70,189	129,78,55,667
	<u>190,43,88,786</u>	<u>152,79,78,144</u>
Less : Closing Stock	32,90,65,770	26,11,18,597
	<u>157,53,23,016</u>	<u>126,68,59,547</u>

	As at 31.03.2011 RUPEES	As at 31.03.2010 RUPEES
SCHEDULE - 15 : MANUFACTURING & OTHER EXPENSES		
a) Electricity Charges	91,95,357	91,62,800
b) Rates & Taxes	1,05,25,532	28,33,024
c) Repairs & Maintenance to		
i) Building	30,77,003	26,17,266
ii) Plant & Machinery	80,35,089	93,47,376
iii) Others	27,01,180	38,10,108
d) Insurance Charges	21,58,207	15,45,462
e) Travelling Expenses :		
i) Directors	31,50,670	22,78,238
ii) Staff	2,71,92,473	2,27,52,268
iii) Others	27,33,733	22,88,012
iv) Conveyance	67,07,051	54,29,294
f) Commission on sales	3,35,54,883	2,97,19,132
g) Advertisement & Sales Promotion	1,35,96,686	35,42,206
h) Director's Remuneration	69,93,948	75,18,454
i) Directors sitting fees	6,10,000	3,20,000
j) Payments to Auditor	1,72,113	1,95,968
k) Packing Charges	3,32,90,110	2,74,62,761
l) Warranty Provision	22,00,000	43,00,000
m) Vehicle Expenses	21,14,179	15,18,505
n) Telephone Charges	23,92,961	29,96,502
o) Bank Charges	45,07,055	80,41,127
p) Freight & Forwarding (Export)	91,03,862	64,91,696
q) Export Expenses	20,47,288	20,27,623
r) Exchange Difference	(69,56,550)	50,03,688
s) Legal & Professional Fees	62,75,249	71,86,892
t) Factory Expenses	31,23,874	16,66,462
u) Printing & Stationery	22,32,541	15,54,072
v) Computer Expenses	46,64,253	42,79,221
w) Office Expenses	42,26,643	29,36,257
x) Postage & E-mail Expenses	41,07,449	35,99,968
Miscellaneous expenses	1,16,53,324	1,32,11,328
	21,53,86,163	19,56,35,710
SCHEDULE - 16 : EMPLOYEE COST		
a) Salaries & Wages	15,47,37,328	12,34,47,618
b) Staff welfare	88,23,455	57,99,592
c) Provident fund	1,11,46,201	90,78,073
	17,47,06,984	13,83,25,283
SCHEDULE - 17 : INTEREST		
a) Bank Interest	7,75,284	3,10,886
b) Bank Interest (export)	16,58,908	29,45,700
c) Interest on Term Loan	18,71,639	37,12,149
d) Other Interest	2,40,283	1,72,544
	45,46,114	71,41,279

SCHEDULE - 18

NOTES TO ACCOUNTS FORMING PART OF THE BALANCE SHEET AS AT MARCH 31, 2011 AND THE PROFIT AND LOSS ACCOUNT FOR THE YEAR ENDED MARCH 31, 2011

1. Significant Accounting Policies

A. Basis of Accounting:

The financial statements are prepared on an accrual basis in accordance with generally accepted accounting principles under the historical cost convention.

B. Fixed Assets, Depreciation:

Fixed assets are stated at cost less accumulated depreciation and impairment losses, if any. Cost includes all expenditure necessary to bring the asset to its working condition for its intended use. Borrowing cost attributable to acquisition and installation of fixed assets are capitalised and included in cost of fixed assets.

Depreciation on fixed assets is computed on the straight-line method at rates prescribed under Schedule XIV of the Companies Act, 1956. From the current financial year 2010-11, individual assets valuing for less than Rs.5,000/- are entirely depreciated in the year of acquisition.

C. Investments:

Long term investments are carried at cost less any permanent diminution in value (if any), determined separately for each individual investment.

D. Current Assets:

a. Inventories

Raw Material, Components and Work in progress are valued on FIFO basis, at cost or market value whichever is less, and is net of CENVAT & VAT (Finished goods are valued at cost or market value, whichever is less & is inclusive of Central excise duty there on.) Cost includes cost of conversion and other costs incurred in bringing the inventories at their present location and condition. Cost of conversion for the purpose of valuation of WIP and finished goods includes fixed and variable production overheads incurred in converting the material into their present condition and location.

b. **Sundry Debtors, Loans & Advances** are stated after making adequate provisions for doubtful debts, if any.

E. Revenue Recognition

Revenue comprises sale of Plastic Processing Machines & Spare parts, DEPB License, Services, Labour Charges, Traded items, interest and dividend. Revenue in respect of sale of goods is recognised at the time of despatch of goods from factory. Revenue is disclosed exclusive of sales tax, service tax, VAT or other taxes, as applicable.

Income from Investment

- i) Dividend income is recognized when the Company's right to receive dividend is established.
- ii) Interest is accrued over the period of investment.

F. Foreign Currency Transactions

Transactions in foreign currencies are normally recorded at the exchange rate prevailing on the date on which transaction occurred. Outstanding balances of foreign currency monetary items are reported using the period end rates. Exchange differences arising as a result of the above are recognised as income or expense in the profit and loss account except the following.

In pursuance to notification no G.S.R 225 (E) 31.03.2009 issued by the Ministry of Corporate Affairs for amending Accounting Standard 11 "The Effects of Changes in Foreign Exchange Rates", the Company has opted the option of capitalising Foreign Exchange gain/loss on long term foreign currency monetary assets.

G. Payments & Benefits to Employees

- (a) Short term employee benefits are recognized as an expense in the Profit and Loss account of the year in which the employee has rendered services.
- (b) Post employment and other long term benefits are recognised as an expense in the Profit and Loss account of the year in which the employee has rendered services. The expense is recognised at the present value of the amounts payable determined using actuarial valuation. Actuarial gains and losses in respect of post employment and other long term benefits are charged to the Profit and Loss account.

H. Operating Lease

Assets acquired on lease where a significant portion of the risks and rewards of ownership are retained by the lessor are classified as operating lease. Lease rentals are charged off to the profit and loss account as incurred.

I. Tax Expense

Current tax is measured after taking into consideration, the deductions and exemptions admissible under the provisions of the Income Tax Act, 1961.

Deferred tax is accounted for by computing the tax effect of timing differences which arise between book profits and tax profits and is accounted for at current rates of tax. Deferred tax assets are recognised only to the extent that there is

reasonable certainty that sufficient future taxable income will be available against which such deferred tax assets can be realised.

J. Provisions and Contingent Liabilities

The Company recognizes a provision when there is a present obligation as a result of a past event that probably requires outflow of resources, which can be reliably estimated. Contingent liabilities are not recognised but are disclosed in notes.

2. Capital Commitments:

Estimated amount of contracts remaining to be executed on capital account & not provided for is Rs 1,75,00,000/- (Previous year Rs 2,28,00,000/-)

3. Contingent Liabilities not provided for:

Particulars	Year Ended March 31 (Rs.)	
	2011	2010
a) Counter guarantees given by the Company for the guarantees issued by Company's bankers	3,59,08,501	7,27,90,894
Fixed deposits shown under the head cash and bank balances include deposits pledged with the banks as margins to secure letters of credit and guarantees issued by banks	46,52,734	29,99,212
Net amount	3,12,55,767	6,97,91,682
b) In respect of disputed demands/claims against the company		
i) Disputed income tax demand	Nil	Nil
ii) Excise Matter under dispute appeal by Department	Nil	19,57,563
iii) Service Tax matter under dispute	1,08,74,905	Nil

4. Managerial Remuneration:

Particulars	Year Ended March 31 (Rs.)	
	2010-11	2009-10
Salary and allowances	63,00,000	63,00,000
Company's Contribution to Provident & other funds	6,39,000	11,53,476
Value of Perquisites	54,948	64,978
	69,93,948	75,18,454

5. Amount Due to Small, Medium and Micro enterprises:

Company is in process of inviting information from its vendors for their status under "The Small, Medium and Micro Enterprises Development Act 2006", however in absence of any information, no disclosures have been made in this regards.

6. Additional Information Pursuant to the Provisions of Paragraphs 3 and 4 of Part II of Schedule VI to the Companies Act, 1956:

(A) Information in respect of capacity and class of goods manufactured:

(In units)

	Licensed & Installed Capacity		Actual Production	
	Current Year	Previous Year	Current Year	Previous Year
(i) Single & Twin Screw Extrusion Plants	N.A.	N.A.	539	408
(ii) Extrusion Barrels	N.A.	N.A.	1027	866

Note: Since the Company manufactures various types of plastic processing machines as per customer requirement, information regarding licensed and installed capacity is not applicable.

(B) Details opening Stock, Sales & closing stock for each class of goods dealt within by company:

Opening Stock:

Class of Goods	Current Year		Previous Year	
	Units	Value	Units	Value
Twin & Single Screw Extrusion Plants	NIL	---	NIL	---
Extrusion Barrels	NIL	---	NIL	---
Spares for Extruder Labour job & Scrap sales	NIL	---	NIL	---

Sales:

Class of Goods	Current Year		Previous Year	
	Units	Value (Rs.)	Units	Value (Rs.)
Twin & Single Screw Extrusion Plants	539	182,95,91,037	408	148,01,81,946
Extrusion Barrels	212	8,72,99,353	273	7,49,23,994
Spares for Extruders Labour job & Scrap sales	---	23,12,60,949	---	37,31,42,899
TOTAL **		214,81,51,339		192,82,48,839

**Above sales are exclusive of DEPB licence sales.

Closing Stock:

Class of Goods	Current Year		Previous Year	
	Units	Value (Rs.)	Units	Value (Rs.)
Twin & Single Screw Extrusion Plants	NIL	---	NIL	---
Extrusion Barrels	NIL	---	NIL	---
Spares for Extruder s Labour job & Scrap sales	NIL	---	NIL	---

(C) Details of Raw materials & Components consumed:

Class of Goods	Current Year		Previous Year	
	Units	Value (Rs.)	Units	Value (Rs.)
Steel for Barrels	448479 Kgs	4,92,65,383	229309 Kgs	2,31,60,245
Thrust Box (geared) Housing Assembly	262 Nos	6,41,48,748	212 Nos	5,64,96,203
Thyristor Drive	528 Nos	13,38,96,349	470 Nos	11,27,17,048
Other	---	132,80,12,536	---	107,44,86,051
TOTAL		157,53,23,016		126,68,59,547

(D) Value of Imported & Indigenous raw materials consumed (including components):

Particulars	Current Year		Previous Year	
	Value (Rs.)	%	Value (Rs.)	%
Imported(Including custom duty)	20,91,43,710	13.28	11,70,97,224	9.24
Indigenous	136,61,79,306	86.72	114,97,62,323	90.76
TOTAL	157,53,23,016	100.00	126,68,59,547	100.00

(E) CIF Value of Imports:

Particular	Year Ended March 31 (Rs.)	
	2011	2010
Purchase of stores, spares & Raw material	21,29,03,072	12,52,76,738
TOTAL	21,29,03,072	12,52,76,738

(F) Earnings in Foreign Currency:

Particular	Year Ended March 31 (Rs.)	
	2011	2010
FOB Value of Exports	64,99,34,145	77,85,54,563

(G) Expenditure in Foreign Currency:

Particulars	Year Ended March 31 (Rs.)	
	2011	2010
Directors travelling expenses	4,21,295	6,29,423
Other travelling expenses	47,95,288	45,64,721
Commission	1,95,15,883	1,67,41,098
Interest on term loan	17,46,619	37,12,149
Sales Promotion	17,79,653	---
TOTAL	2,82,58,738	2,56,47,391

(H) Remittance in foreign currency on account of dividend to non-resident shareholders:

Particulars	Year Ended March 31 (Rs.)	
	2011	2010
No. of shareholders	4	4
No. of shares on which dividend is paid	22,73,160	11,36,580
Year to which dividend relates	31.03.2010	31.03.2009
Amount of Dividend	79,56,060	68,19,480

(I) Auditor's Remuneration: (Net of Service Tax):

Particulars	Year Ended March 31 (Rs.)	
	2011	2010
Audit Fees	90,000	90,000
Tax Audit Fees	30,000	30,000
Other Services	30,000	48,000
Reimbursement of out of pocket expenses	22,113	27,968
	1,72,113	1,95,968

7. Disclosure in pursuance of Accounting Standard – 15 (Revised 2005) on "Employee Benefits"

1. Defined Contribution Plans

The Company has recognized following amounts in the profit & loss account for the year:

Particulars	Year Ended March 31 (Rs.)	
	2011	2010
Contribution to employees provident fund	1,11,46,201	90,78,073
Contribution to superannuation fund	40,17,974	35,27,289
	1,51,64,175	1,26,05,362

2. Defined Benefit Plans / Compensated absences – as per Actuarial Valuation on March 31, 2011.

a) Reconciliation of opening and closing balances of the present value of the Defined Benefit Obligation (DBO):

Sr. No.	Particulars	Gratuity (Rs.)	
		2011	2010
1	Obligations at beginning of year	2,07,96,505	1,79,03,063
2	Current service cost	22,25,559	24,11,162
3	Interest cost	16,63,720	14,32,245
4	Actuarial (gain) / losses	64,38,455	(7,03,341)
5	Benefits paid	5,66,400	2,46,624
6	Present value of Obligations at end of year	305,57,839	2,07,96,505

b) A reconciliation of the opening and closing balances of the fair value of plan assets:

Sr. No.	Particulars	Gratuity (Rs.)	
		2011	2010
1	Opening fair value of plan asset at period beginning	2,48,28,552	2,13,59,288
2	Expected returns on plan assets	23,51,116	20,19,383
3	Actuarial gain / (losses)	---	---
4	Contribution by the employer	57,45,864	16,96,505
5	Benefits paid	5,66,400	2,46,624
6	Fair value of plan assets at period closing	3,23,59,133	2,48,28,552

- c) Net assets / (liabilities) recognized in the balance sheet as on March 31, 2011:

Sr. No.	Particulars	Gratuity (Rs.)	
		2011	2010
1	Present value of funded obligations	3,05,57,839	2,07,96,505
2	Fair value of plan assets	3,23,59,133	2,48,28,552
3	Present value of unfunded obligations		
4	Net assets / (liabilities) recognized in the balance sheet	18,01,294	40,32,047

- d) Total expenses recognized in the profit and loss account:

Sr. No.	Particulars	Gratuity (Rs.)	
		2011	2010
1	Current service cost	22,25,559	24,11,162
2	Interest on defined benefit obligation	16,63,720	14,32,245
3	Expected returns on plan assets	23,51,116	20,19,383
4	Actuarial (gains) / losses	64,38,455	(7,03,341)
		79,76,618	11,20,683

- e) Compensated Leave:

Privilege leave entitlements are recognised as liability in the calendar year of rendering of service as per rules of the Company. As accumulated leave can be availed and / or encashed at any time during the tenure of employment, the liability is recognised at the higher of the actual accumulated obligation or actuarially determined value.

- f) Actuarial Assumptions:

Sr. No.	Particulars	Year Ended March 31	
		2011	2010
1	Discount rate	8%	9%
2	Expected return on plan asset	9%	8%
3	Retirement age	58	58
4	Salary escalation rate	7%	7%

- g) Gratuity is administered through group gratuity scheme with Life Insurance Corporation of India.

8. Information about Business Segments

The company is operating in one segment only i.e. Plastic Extrusion Machinery & Allied Equipments.

9. Related Party Disclosures

- (a) List of related parties and relationships:

	Relation	Parties
A.	Subsidiaries & Associate Companies & promoter Companies	Plastiblends India Ltd., Gloucester Engineering Co. Inc.
B.	Enterprise over which key management personnel exercise significant influence.	Mahashree Plastic Inds Pvt. Ltd., Kolsite Maschine Fabrik Pvt. Ltd., Kolsite Industries, Maharashtra Plastics & Industries, Maharashtra Plastic Industries, Wonderworld Resorts Ltd., Smartech Global Solution Ltd., Rambalab Ramnaran, Kabra Gloucester Engineering Ltd., Ganges Urethane Pvt. Ltd.
C.	Key Management Personnel and Relatives Chairman & Managing Director, Director Related to Directors	S V Kabra, S N Kabra, Anand Kabra, Varun Kabra, Veenadevi Kabra, Saritadevi Kabra, Ekta Kabra.

(b) Related party transactions:

(Amount in Rs.)

Aggregate of Transactions	Subsidiaries, Associate companies & Promoter Companies	Enterprises over which KMP exercise significant influence	Key Management Personnel & Relatives of KMP	Total (Rs.)
Sales & Other Income	3,77,72,989 (4,66,06,063)	70,90,584 (1,37,37,292)	- (-)	4,48,63,573 (6,03,43,355)
Purchase & Other services	19,83,123 (17,21,646)	1,31,01,312 (51,20,965)	- (-)	1,50,84,435 (68,42,611)
Director's salary, Remuneration & sitting fees	- (-)	- (-)	69,93,948 (75,18,545)	69,93,948 (75,18,545)
Interest received during the year	- (10,68,493)	- (-)	- (-)	- (10,68,493)
Interest paid during the year	- (-)	- (1,19,315)	- (-)	- (1,19,315)
Deposit received	- (-)	- (2,45,00,000)	- (-)	- (2,45,00,000)
Deposit given	- (4,00,00,000)	1,50,00,000 (-)	- (-)	1,50,00,000 (4,00,00,000)
Deposit Refund	- (4,00,00,000)	- (2,45,00,000)	- (-)	- (6,45,00,000)
Investments made	9,26,73,844 (-)	- (-)	- (-)	9,26,73,844 (-)
Outstanding receivable - Net	17,50,516 (27,33,244)	79,982 (-)	- (-)	18,30,498 (27,33,244)
Outstanding Payable	- (-)	- (3,68,169)	- (-)	- (3,68,169)

Note: Previous year figures have been shown in brackets.

(c) Balance outstanding at end of financial year:

(Amount in Rs.)

Aggregate of Transactions	Subsidiaries, Associate companies & Promoter Companies	Enterprises over which KMP exercise significant influence	Key Management Personnel & Relatives of KMP	Total
Debit Balances outstanding				
Deposit	- (-)	1,50,00,000 (-)	- (-)	1,50,00,000 (-)
Debtors	34,66,101 (49,00,559)	1,76,967 (22,312)	- (-)	36,43,068 (49,22,871)
Advance towards expenses	- (-)	- (-)	- (-)	- (-)
Advance Salary	- (-)	- (-)	- (-)	- (-)
Investments	10,67,54,570 (1,60,80,726)	- (-)	- (-)	10,67,54,570 (1,60,80,726)
Credit Balances outstanding				
Loans and advances	- (-)	- (-)	- (-)	- (-)
Creditors	6,56,840 (6,28,967)	- (-)	- (-)	6,56,840 (6,28,967)

Note: Previous year figures have been shown in brackets.

10. Disclosure for Operating Leases:

The Company has taken on lease Factory at Dunetha & residential flats for employees under operating leases. The lease payments to be made in respect of non cancellable lease in future are as follows:

Particulars	Year Ended March 31 (Rs.)	
	2011	2010
Lease payment debited to profit & loss account (net of service Tax)	77,37,000	Nil
Lease obligation	Year Ended March 31 (Rs.)	
	2011	2010
Up to 1 year	1,58,61,000	Nil
Greater than 1 year but less than 5 years	6,19,07,400	Nil
Greater than 5 years	Nil	Nil

11. Statement of Computation of Deferred Tax Liabilities/Assets (Net)

Particulars	Year Ended March 31 (Rs.)	
	2011	2010
A) Deferred Tax Assets		
a) Difference in valuation of closing stock on account of Section 145-A of the Income Tax Act	-	80,41,441
b) Provision for leave encashment	34,63,656	38,52,496
c) Disallowance u/s 43B, Sec- 40(a)(i), Sec 40a(7)	9,32,438	-
Total (A)	43,96,094	1,18,93,937
B) Deferred Tax Liability		
Depreciation	5,50,43,743	5,40,60,434
Total (B)	5,50,43,743	5,40,60,434
Net Deferred tax assets / (liability) (A-B) as on end of reporting period	5,06,47,640	4,21,66,497
Net Deferred tax assets / (liability) as on the beginning of reporting period	4,21,66,497	3,85,24,230
Deferred Tax expense / (benefit) recognised in profit and loss account	84,81,143	36,42,267

12. Earnings per Share

The earnings per share have been computed in accordance with the "AS 20".

Particulars	Year Ended March 31	
	2011	2010
Profit / (Loss) after tax	25,81,56,745	21,46,37,508
Profit / (Loss) attributable to equity shareholders	25,81,56,745	21,46,37,508
Adjusted number of ordinary shares (face value Rs. 5)	31902320	31902320
Basic & Diluted earning per share	8.09	6.73

Note: During the year company has issued bonus shares to existing shareholders in 1:1 ratio. Therefore in terms of para 44 of "AS 20: Earnings Per Share" Bonus issue is considered as event occurred at the beginning of the reporting period accordingly EPS for last year has been restated

13. According to Accounting Standard AS – 29 "Provisions, Contingent Liabilities & Contingent Assets", an incremental provision of Rs.22,00,000/- (Previous year Rs.43,00,000/-) towards warranty claims has been made as estimated by management (Warranty provision as on 31.03.2011 Rs.2,15,00,000/-) (Previous Year Rs. 1,93,00,000/-)

14. Previous year's figures have been regrouped/recast wherever necessary.

As per our report of even date

for **Kirtane & Pandit**
Chartered Accountants
FRN 105215W

Kishor B. Phadke
Partner
Membership No. : 42296

Place : Mumbai
Date : 30th May, 2011

For and on behalf of the Board

S. V. KABRA
(Chairman & Mg. Director)

A. S. KABRA
(Technical Director)

Y. D. SANGHAVI
(Company Secretary)

M. P. TAPARIA
(Director)

Place : Mumbai
Date : 30th May, 2011

S. N. KABRA
(Vice Chairman & Mg. Director)

H. S. SANWAL
(Director)

Y.B. DESAI
(Director)

N. C. CHAUHAN
(Director)

BALANCE SHEET ABSTRACT AND COMPANY'S GENERAL BUSINESS PROFILE

I. REGISTRATION DETAILS

Registration No.	11-28535 of 1982
State code	11
Balance Sheet date	31 st March, 2011

II. CAPITAL RAISED DURING THE YEAR

	Rupees
Public issue	-
Right issue	-
Bonus issue	79,755,800
Private placement	-
Others	-
	79,755,800

III. POSITION OF MOBILISATION AND DEPLOYMENT OF FUNDS

Total Liabilities	1,194,184,627
Total Assets	1,194,184,627
Sources of Funds	
Paid up Capital	159,511,600
Reserves & Surplus	908,247,796
Secured Loans	75,777,591
Deferred Tax	50,647,640
	1,194,184,627
Application of funds	
Net Fixed assets	553,388,280
Investment	415,868,397
Net current assets	224,927,950
	1,194,184,627

IV. PERFORMANCE OF THE COMPANY FOR THE YEAR

i) Total Income	2,360,548,705
ii) Total Expenditure	2,008,784,817
iii) Profit before tax	351,763,888
iv) Profit after Current tax	266,637,888
v) Net profit after tax & Deferred tax (Current) and after prior period items	258,156,745
vi) Basic Earning per share (Face value Rs.5/-each)	8.09
vii) Dividend rate (%)	35

V. PRODUCTS OF THE COMPANY

Item Code No.	
<u>(ITC Code)</u>	<u>Product Description</u>
1. 8477.10	Plastic processing Machineries
2. 8477.90	Parts of Plastic processing Machineries

Notes : The above particulars should be read along with the Balance Sheet as at 31st March, 2011 and the Profit & loss account for the year ended on that date and the schedules forming part thereof.

For and on behalf of the Board

S. V. KABRA
(Chairman & Mg. Director)

S. N. KABRA
(Vice Chairman & Mg. Director)

A. S. KABRA
(Technical Director)

H. S. SANWAL
(Director)

M. P. TAPARIA
(Director)

Y. B. DESAI
(Director)

N. C. CHAUHAN
(Director)

Y. D. SANGHAVI
(Company Secretary)

Place : Mumbai
Date : 30th May, 2011

NOTICE

NOTICE is hereby given that the **TWENTY-EIGHTH ANNUAL GENERAL MEETING of the Members of KABRA EXTRUSIONTECHNIK LIMITED** will be held on Tuesday, the 30th day of August, 2011 at 2:00 p. m. at Hotel Karl Residency, 36, Lallubhai Park Road, Next to Lallubhai Park, Andheri (West), Mumbai – 400 058 to transact the following business :

ORDINARY BUSINESS :

1. To consider and adopt the audited Balance Sheet as at 31st March, 2011 and the Profit & Loss Account for the year ended on that date and the Reports of the Board of Directors and Auditors thereon;
2. To declare a dividend on Equity Shares for the financial year ended 31st March, 2011;
3. To appoint a Director in place of Shri N. C. Chauhan, a Director, who retires by rotation and being eligible, offers himself for re-appointment;
4. To appoint a Director in place of Shri H. S. Sanwal, a Director, who retires by rotation and being eligible, offers himself for re-appointment;
5. To appoint M/s. Kirtane & Pandit, Chartered Accountants, Pune, as Auditors of the Company to hold office from the conclusion of this meeting, until the conclusion of the next Annual General Meeting on such remuneration and reimbursement of out of pocket expenses, if any, as may be mutually agreed upon between the Board of Directors of the Company and the said Auditors.

SPECIAL BUSINESS :

6. To consider and if thought fit, to pass, with or without modification(s), the following resolution as an Ordinary Resolution:

RESOLVED THAT in accordance with the provisions of Section 198, 269, 309 and other applicable provisions of the Companies Act, 1956 and subject to the limits specified in Schedule XIII of the said Act, the Company hereby approves the variation in the remuneration payable to Shri S N Kabra, Vice-chairman & Managing Director of the Company for the remainder of the tenure as set-out in the Explanatory Statement annexed hereto (which shall form part hereof) with a liberty to the Board of Director of the Company (hereinafter referred to as "the Board" which term shall be deemed to include any committee of the Board as and when constituted) to further increase, vary said remuneration and/or monetary value of the perquisites as may be mutually agreed upon by the Board and the said executive director, however subject to the same not exceeding at any point of time, the ceiling specified in this behalf under the said Act and schedule thereto.

RESOLVED FURTHER THAT where, in any financial year, the Company has no profits or inadequate profit, the said executive director will be paid minimum remuneration within the ceiling limits prescribed under Section II and III of Part II of Schedule XIII of the said Act or any amendment thereto.

RESOLVED FURTHER THAT the Board be and is hereby authorized to do such acts, deeds and things as may be deemed expedient to give effect to the above resolution.

7. To consider and if thought fit, to pass, with or without modification(s), the following resolution as an Ordinary Resolution:

RESOLVED THAT in accordance with the provisions of Section 198, 269, 309 and other applicable provisions of the Companies Act, 1956 and subject to the limits specified in Schedule XIII of the said Act, the Company hereby approves the variation in the remuneration payable to Shri Anand S. Kabra, Technical Director of the Company for the remainder of the tenure as set-out in the Explanatory Statement annexed hereto (which shall form part hereof) with a liberty to the Board of Director of the Company (hereinafter referred to as "the Board" which term shall be deemed to include any committee of the Board as and when constituted) to further increase, vary said remuneration and/or monetary value of the perquisites as may be mutually agreed upon by the Board and the said executive director, however subject to the same not exceeding at any point of time, the ceiling specified in this behalf under the said Act and schedule thereto.

RESOLVED FURTHER THAT where, in any financial year, the Company has no profits or inadequate profit, the said executive director will be paid minimum remuneration within the ceiling limits prescribed under Section II and III of Part II of Schedule XIII of the said Act or any amendment thereto.

RESOLVED FURTHER THAT the Board be and is hereby authorized to do such acts, deeds and things as may be deemed expedient to give effect to the above resolution.

By order of the Board
For **Kabra Extrusiontechnik Ltd.**

Place: Mumbai
Date: 30th May, 2011

Y. D. Sanghavi
Company Secretary

Notes :

1. **A MEMBER ENTITLED TO ATTEND AND VOTE AT THE ANNUAL GENERAL MEETING MAY APPOINT PROXY TO ATTEND AND ON A POLL VOTE, INSTEAD OF HIMSELF / HERSELF. A PROXY NEED NOT BE A MEMBER OF THE COMPANY. PROXIES INORDER TO BE EFFECTIVE MUST BE RECEIVED BY THE COMPANY AT THE REGISTERED OFFICE OF THE COMPANY NOT LATER THAN FORTY-EIGHT HOURS BEFORE THE COMMENCEMENT OF THE MEETING.**
2. Corporate Members are requested to send to the Company, at its Registered Office a duly certified copy of the Board Resolution authorising their representative to attend and vote at the Annual General Meeting.
3. An Explanatory Statement in respect of Item No. 6 & 7 is annexed hereto.
4. Register of Members and the Share Transfer Books of the Company will remain closed from Tuesday, the 23rd August, 2011 to Tuesday, the 30th August, 2011 (both days inclusive).
5. Dividend recommended by the Board, if approved by the Members at the Annual General Meeting will be paid to those persons whose names appear as Beneficial Owners as at the end of business hours on Monday, 22nd August, 2011 as per the list to be furnished by the National Securities Depository Ltd. (NSDL) and Central Depository Services (India) Ltd. (CDSL) in respect of shares held in demat form and to the Members holding shares in physical mode as per Register of Members of the Company as on Tuesday, 30th August, 2011 after giving effect to all valid transfers in respect of which request were lodged with the R & T Agent of the Company on or before 22nd August, 2011.
6. Brief profile of the Directors retiring by rotation and being eligible seeking re-appointment at the ensuing AGM is as below :

Name	Shri Nihalchand C. Chauhan	Shri Haridas S. Sanwal
Age	75 Years	76 Years
Qualification	B.Com (Hons)., L.L.B., CAIIB.	M.Com, L.L.M., F.C.S., F.C.I.S. (London), F.C.C.S. (London)
Experience	<ul style="list-style-type: none"> Over 45 years of Professional banking and 7 years as Consultant; 19 years with State Bank of India – Commercial & International Banking; 21 years with Arab Monetary Fund – Abudhabi 	<ul style="list-style-type: none"> Over 45 years in Management of business, industry & corporate affairs; Served in different Managerial capacity including as an Executive Director of The West Coast Paper Mills Ltd., Mumbai
Nature of Expertise	<ul style="list-style-type: none"> Banking and Finance; Investment Policy and Portfolio Management 	<ul style="list-style-type: none"> Management of business & industry; Corporate Strategy & Affairs; Corporate Laws & Taxation
Names of Other Companies in which holds Directorship	<ul style="list-style-type: none"> IBS Forex Ltd. Supreme Petrochem Ltd. 	<ul style="list-style-type: none"> Plastiblends India Ltd. All Purpose Consultations & Services Pvt. Ltd. Harekrishna Harerama Trading Company Pvt. Ltd. Welworth Investments & Trading Company Pvt. Ltd. Elegant Trading & Investments Pvt. Ltd. Ideal Consultancy Services Pvt. Ltd. See Diff Software Solutions (India) Pvt. Ltd.
Name of the other Companies in which holds committee position	<ul style="list-style-type: none"> Supreme Petrochem Ltd. 	<ul style="list-style-type: none"> Plastiblends India Ltd.

7. (i) The unclaimed dividend upto financial year 1993-94 have been transferred to the General Revenue Account of the Central Government in terms of the provisions of Section 205A of the Companies Act, 1956. Those shareholders who have so far not claimed their dividend for the financial years upto 1993-94 may claim their dividend from the Registrar of Companies, Maharashtra, Mumbai by submitting an application in the prescribed form.

- (ii) Those members who have not encashed their dividend warrants for the financial year 2003-2004 to 2009-10 are requested to return the time barred dividend warrants or forward their claims to the Company for issue of Bankers' Cheque / Demand Draft in lieu thereof.
- (iii) Pursuant to the provisions of Section 205A & 205C (2) (a) of the Companies Act, 1956, as amended, dividend for the financial year 2003-2004 and thereafter which shall remain unclaimed / unpaid for a period of 7 (Seven) years from the date of transfer to the unpaid dividend account is required to be transferred to the Investors Education & Protection Fund (IEPF). **Accordingly, during September, 2011, the Company would be transferring such unclaimed or unpaid dividend for the financial year ended 31st March, 2004. Members are therefore requested to make claim thereof, before August, 2011 otherwise no claim shall lie in respect of such amount.**
- (iv) Pursuant to the said provisions unclaimed / unpaid dividend for the financial year 1994-95 to 2002-03 have been transferred to the Investor Education and Protection Fund.

ANNEXURE TO NOTICE

Explanatory Statement under Section 173(2) of the Companies Act, 1956 in respect of Item No. 6 & 7

Members of the Company at the Annual General Meeting held on 15th July, 2008 have approved appointment of Shri S. N. Kabra and Shri Anand S. Kabra as detailed hereunder :

- Shri S. N. Kabra was appointed as Vice-chairman & Managing Director w.e.f. 1st July, 2008 for a period of 5 years upon basic salary of Rs. 75,000/- per month plus 50% HRA of above salary, one month's salary towards Medical reimbursement plus other perks as per the rules of the Company such as Leave Travel Allowance, Provident Fund, Superannuation, Gratuity, Leave Encashment etc.
- Shri Anand S. Kabra was appointed as Technical Director w.e.f. 1st August, 2008 for a period of 5 years upon the same basic salary and perks

Present annual remuneration of Shri S. N. Kabra and Shri Anand S. Kabra is Rs. 14.83 lakhs and Rs. 15.89 lakhs respectively inclusive of benefits as applicable to each of them.

In view of the growth in the business activities, increased volume of work, the board considered it just, fair and reasonable to revise their basic salary to Rs. 2,00,000/- per month for their remaining tenure. Other terms of their appointment shall continue to apply to them during their remaining tenure.

With the proposed revision, other perks shall also increase proportionately. Individually, they will be paid about Rs. 45 lakhs per annum inclusive of perks, which is within the limits provided under Section 198, 269, 309, 310 read with Schedule XIII and other provisions of the Companies Act, 1956.

Such revision will be effective for the period as under:

- Shri S. N. Kabra, from 1st July, 2011 to 30th June, 2013
- Shri Anand S. Kabra, from 1st August, 2011 to 31st July, 2013

Shareholders approval is sought for aforesaid variation in terms of their remuneration.

This may be treated as an abstract of the terms and condition of their remuneration under the provisions of Section 302 of the said Act.

The Directors recommend the resolutions at Item No. 6 & 7 for your approval.

Shri S. V. Kabra is concerned or interested being relative of the said executive directors.

Shri S. N. Kabra and Shri Anand S. Kabra are concerned or interested since it relates to variation in their own remuneration.

Save and except the above, none of the other Directors of the Company is any way concerned or interested in the above resolutions.

By order of the Board
For **Kabra Extrusiontechnik Ltd.**

Place: Mumbai
Date: 30th May, 2011

Y. D. Sanghavi
Company Secretary

**Sub. : Your participation in e-communication to support
“Green Initiative in the Corporate Governance”**

Dear Shareholder(s),

The Ministry of Corporate Affairs (“MCA”) has taken a “Green Initiative in the Corporate Governance” by allowing paperless compliances by companies and has issued a Circular on April 21, 2011 stating that the service of document by a company can be made through electronic mode.

Keeping in view the underlying theme and the circular issued by MCA, we propose to send documents like the general meeting notices (including AGM), audited financial statements, directors’ report, auditors’ report and all other shareholder communications in electronic form to the email address provided by you and made available to us by the Depositories.

In case you desire to receive above mentioned documents in physical form, please send us an email to ket_sd@kolsitegroup.com, else otherwise it will be deemed that you are interested to receive documents electronically.

Members are requested to note that : **(i)** above mentioned documents will also be available on the Company's website www.kolsite.com for download by the shareholders. **(ii)** physical copies of the Annual Report will also be available at our Registered Office in Mumbai for inspection during office hours. **(iii)** you will be entitled to be furnished free of cost, with a copy of the balance sheet of the company and all other documents required by law to be attached thereto including the profit & loss account and auditors’ report and other communications upon receipt of a requisition from you, any time, as a member of the Company.

In case you are holding shares in physical mode and desire for e-communication, your consent and email address is requested in the manner mentioned below.

In case your holding is in demat/electronic mode, you are requested to inform your current / correct E-mail address to your Depository Participant (DP) or to the Company on which you would like to receive e-communication.

Please update changes to the Company / DP as applicable as and when changes in your E-mail address.

By registering yourself for e-communication, you will be able to receive all the documents promptly and without loss in postal transit.

We are sure you would appreciate the “Green Initiative” taken by MCA and your Company’s wish to participate in and support such initiatives.

For **Kabra Extrusiontechnik Ltd.**

Place: Mumbai

Date: 30th May, 2011

Y. D. Sanghavi

Company Secretary

CONSENT

I/We wish to register myself / ourselves with the Company for e-communication to receive various notices, documents including annual report and annexures thereto.

Name : _____ DP & Client ID / Folio No. : _____

E-mail Address : _____ Specimen Signature : _____

KABRA EXTRUSIONTECHNIK LTD.

Regd. Office : Kolsite House, Off Veera Desai Road, Andheri (W), Mumbai - 400 053

FORM OF PROXY

Regd. Folio No : DP ID : Client ID :
No. of Shares held : Proxy No. :

I/We of
being a member/members of KABRA EXTRUSIONTECHNIK LTD., hereby appoint
..... of or failing him/her
of as my/our proxy to attend and vote for me/us on my/our behalf at the
Twenty-Eight Annual General Meeting of the Company to be held at Hotel Karl Residency, 36, Lallubhai Park
Road, Next to Lallubhai Park, Andheri (West), Mumbai 400 058 on Tuesday, the 30th day of August, 2011 at
2:00 p.m. and at any adjournment thereof.

Signed this day of 2011.

Revenue
Stamp
Re.1

(Signature)

KABRA EXTRUSIONTECHNIK LTD.

Regd. Office : Kolsite House, Off Veera Desai Road, Andheri (W), Mumbai - 400 053

ATTENDANCE SLIP

Regd. Folio No : DP ID : Client ID :
No. of Shares held : Proxy No. :

I hereby record my presence at the Twenty-Eight Annual General Meeting of the Company held at Hotel Karl
Residency, 36, Lallubhai Park Road, Next to Lallubhai Park, Andheri (West), Mumbai 400 058 on Tuesday, the
30th day of August, 2011 at 2:00 p.m.

1. Full Name of the Member (in Block Letters)
2. Full Name of the Joint-holder(s) (in Block Letters)
3. Full Name of the Proxy (in Block Letters)
4. Signature of the Member/Proxy attending the Meeting

FINANCIAL HIGHLIGHTS

(Rs. in Lacs)

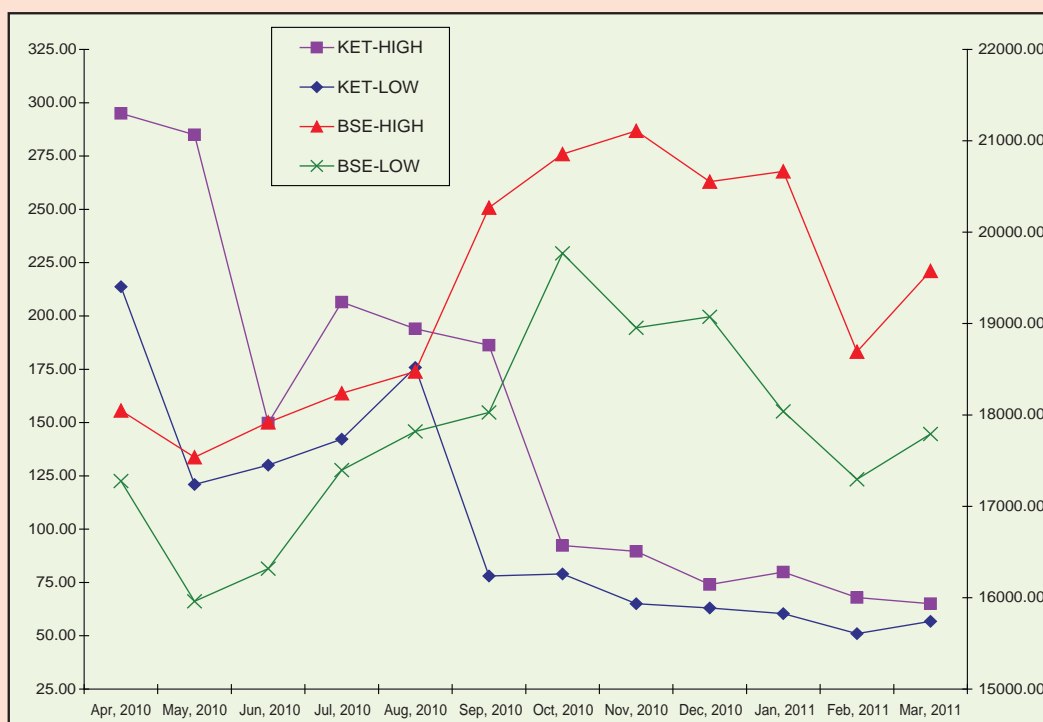
	2010-11	2009-10	2008-09	2007-08	2006-07
OPERATING RESULTS					
Sales and Other Income	22610.20	19730.48	15763.61	15055.14	12870.30
Profit before Depreciation, Interest & Tax	3951.32	3493.15	2052.75	2327.18	1393.62
Less : Depreciation	388.22	338.95	365.80	337.36	304.34
Interest	45.46	71.41	79.35	69.13	49.14
Profit Before Tax (PBT)	3517.64	3082.79	1607.60	1920.69	1040.14
Profit After Tax (PAT)	2581.57	2146.37	1169.88	1451.12	726.19
Retained earnings	1932.71	1493.20	610.02	891.26	306.30
Earning per share (EPS) (Rs) (Refer notes)	8.09	26.91	14.67	18.19	9.10
Number of Issued Shares	31902320	7975580	7975580	7975580	7975580
Book Value Per Share (Rs.)	133.87	109.64	90.92	83.27	72.10
Dividend (%)	35	70	60	60	45
ASSETS EMPLOYED					
Fixed Assets (NET)	5533.88	4778.41	4125.90	4055.24	3767.44
Current Assets (NET)	2249.28	641.17	2250.21	2446.78	2095.43
Capital Employed	11941.85	9974.38	8567.65	7600.84	6877.72
FINANCED BY					
Share Capital	1595.12	797.56	797.56	797.56	797.56
Reserves	9082.48	7947.33	6454.12	5844.11	4952.85
Total Shareholders Funds	10677.60	8744.89	7251.68	6641.67	5750.40
Borrowings	757.77	807.83	930.73	641.66	841.56
Debt : Equity	0.07 : 1	0.09 : 1	0.13 : 1	0.10 : 1	0.15 : 1

Notes (applicable for 2010-11) :

- During the Financial Year Equity Shares of Rs. 10/- each were sub-divided into two equity shares of Rs. 5/- each.
- Bonus shares were allotted in the ratio of 1:1.
- Due to above, number of issued shares have increased.
- In view of (i) and (ii), EPS and dividend is not comparable with previous years.

STOCK PERFORMANCE

Share Price / BSE Sensex



VISIT TO NEW SET-UP AT DUNETHA

VIEWS OF FACTORY PREMISES



ADMINISTRATIVE BUILDING



REGIONAL OFFICES

Ahmedabad

Tel. : +91-79-2656 4828/2642 7281
Fax : +91-79-2642 7281
Email : ahmedabad@kolsitegroup.com

Bangalore

Tel. : +91-80-2555 0318/2559 8897
Telefax: +91-80-2559 8897
Email : bangalore@kolsitegroup.com

Chennai

Tel. : +91-44-2833 2553/2833 1357/2833 1378
Fax : +91-44-2833 2823
Email : chennai@kolsitegroup.com

Delhi

Tel. : +91-11-2575 0988/2571 1962
Telefax: +91-11-2575 5319
Email : delhi@kolsitegroup.com

Hyderabad

Tel. : +91-40-2780 6431
Telefax : +91-40-2780 6431
Email : hyderabad@kolsitegroup.com

Kolkata

Tel. : +91-33-2290 5963/2287 6308
Telefax : +91-33-2290 4221
Email : calcutta@kolsitegroup.com

Representative office at Kanpur, Kalka, Cochin